



NORTHERN
DISTRICTS
CRICKET

Northern Districts Cricket Association

Annual Report 2020-2021



LISTEN NOW ON
rova

SINCE '91



THE 93.0
ROCK®

THE
MORNING
RUMBLE

ROG, BRYCE, MULLS & MEL
(5:30 - 10AM WEEKDAYS)

PUBLISHED BY

Northern Districts Cricket Association
Seddon Park,
50 Seddon Road,
Hamilton

Email: hello@ndca.co.nz

Website: ndcricket.co.nz

ACKNOWLEDGEMENTS

Design

Website Angels

Print

Print House

Photos

Bruce Lim Photography,
Photosport NZ

OUR PEOPLE

Office Holders 4

Life Members 4

PARTNERS OF NORTHERN DISTRICTS 5

CHAIR & CEO REPORT 6

PERFORMANCE REPORT 8

COMMUNITY REPORT 12

OFFICIALS REPORT 14

MASTERS CRICKET 16

MCCAW LEWIS NORTHERN MĀORI 18

INTERNATIONAL REPORT 20

NORTHERN DISTRICTS MEN'S TEAM 24

Plunket Shield Review 24

Men's SuperSmash Review 26

Ford Trophy Review 28

SKYCITY HAMILTON NORTHERN SPIRIT REPORT 29

NORTHERN DISTRICTS A 31

OBITUARIES 32

FAREWELLS 34

TOURNAMENTS & COMPETITIONS 36

SkyCity Hamilton Northern Premier League 36

Under-19 Women 38

Splice Construction Under-19 Men 39

DA Rep Tournaments 40

NZC Nationals 42

NDCA Regional Qualifiers 44

DISTRICT ASSOCIATION OVERVIEW 53

Waikato Valley 53

Counties-Manukau 54

Northland 55

Hamilton 56

Poverty Bay 57

Bay of Plenty 58

NORTHERN DISTRICTS ANNUAL AWARDS 60

FOR THE RECORD 62

Men's First Class 62

Men's List-A 66

Men's T20 67

Men's Milestones 68

Men's Other ND Reps 68

Women's Milestones 70

Women's Representatives 71

Women's List-A 72

Women's T20 73

FINANCIAL STATEMENTS 75

OUR PEOPLE

OFFICE HOLDERS

Patron

David Hoskin

President

Jeff Freeman

Chair

Paul Heath

Board

Kylie Hawker-Green

Michelle Hollands

Brent Harvey

Grant Lander

Braedon Makgill

Hana-Rae Seifert

Renika Siciliano

Chief Executive Officer

Ben MacCormack

Logistics Manager – Performance and Organisation

Tash Narasy

Chair of Selectors

Pat Malcon

General Manager Community

Eimear Richardson

Competition and Tournament Manager

Keith Vincent

Development Manager - Waikato

Dave McLennan

Pathway Manager - Waikato

Janice Fraser

Development Officer - Thames Valley

Ramesh Subasinghe

School Activator

Naomi Matthews

General Manager Performance and Talent

Daniel Archer

Head Coach Male Programme

Graeme Aldridge

Head Coach Female Programme

Joanne Broadbent

Head of Athletic Development

Cory Miles

Performance and Talent Coach Male

Sriram Krishnamurthy

Performance and Talent Coach Female

Rob Nicol

Talent Manager

Ian Sandbrook

Physiotherapist

Paul Head

Sports Psychologist

Rod Corban

Strength and Conditioning

Nathan Smith

Finance Manager

Rachael Fabling

Finance Assistant

Jennie Beagley

Commercial and Experience Manager

Charlotte Twigg

Event and Communication Officer

Isabel Buckhurst

Marketing Manager

Morgan Seifert

Statistician

Shirish Nagar

Auditor

Baker Tilly Staples Rodway

Scorers

Phil Rice, Dean Plummer

Honorary Medical Officer

Dr. David Ewen

LIFE MEMBERS

1962 Mark Barnett*
1973 Ken Sandford*, Fergus Hickey*
1982 Alan McBride*, Bruce Hosking*
1988 Barry Paterson
1990 Basil McBurney*
1996 David Hoskin, Ian Leggat
1997 Morrie Johnston

2003 Michael Sandlant, Ian Steele
2004 Gerald Bailey, Alan Whimp*
2010 Jeff Freeman
2015 Tony Hill, Norm Wilson*
2016 Daniel Vettori, Nicola Browne

* Deceased

THANK YOU TO OUR PARTNERS

MAJOR PARTNERS

SPLICE
CONSTRUCTION LTD

POWER
FARMING

GARPET
MILL

skyCITY
HAMILTON

F.FOSTER
Great communities through strong foundations

THE
INSTILLERY

MONTANA
FOOD AND EVENTS

GOOD
George
BREWING

MEDIAWORKS

GO MEDIA

WEBSITE
ANGELS
DIGITAL. DATA. DESIGN.

annexgroup

KEY SPONSORS

LES MILLS

Rothbury

print house Ltd.

rapid
RENT-A-FENCE

NEW WORLD

X-SITE

NOVOTEL
HOTELS, SUITES & RESORTS

McCaw Lewis
GOOD PEOPLE. GREAT LAWYERS.

Ford

KOOKABURRA

DYNASTY

hamilton

ISCD

Wintec
WAIKATO INSTITUTE OF TECHNOLOGY
TE PUNA O WAIKATO

ARCHGOLA
OUTDOOR SHELTERS

ASSOCIATE SPONSORS

eastside
REFRIGERATION LTD

AJV
GLOBAL SERVICES

PLUMBING & GAS
WORKS
Where Service Begins

BCD
GROUP

Firth

FEISST
ELECTRICAL LTD

GRAY
CONSULTING ENGINEERS

chowhill
LISTEN. DESIGN. SUCCEED

F.B. HALL & Co. LTD
Since 1923

ACE
SAFETY SERVICES

SMUGGLERS LIQUOR

PlaceMakers

argus FIRE PROTECTION

FUNDING PARTNERS

THE LION
FOUNDATION

grassroots
trust

NZCT
NZ COMMUNITY TRUST

sportwaikato
OUR BEST. OUR PEOPLE.

Trust
Waikato
TE PUNA O WAIKATO

Pub
Charity
Limited

TAB

the southern
trust

Infinity
Foundation
COMMUNITY GROWTH FOR THE FUTURE

CHARITY PARTNER

True Colours
Children's Health Trust



NORTHERN
DISTRICTS
CRICKET

CHAIR & CEO REPORT



Ben
MacCormack
CEO

What a year we have all been witness to. It's impossible to not start with an acknowledgement to the BLACKCAPS as World Test Champions (WTC).

As many of you did we watched through bleary eyes as this team that is littered with stars from Northern Districts took on the power of India and brought home the Mace. In a world of lockdowns, quarantines, bubbles, and vaccinations this was the most welcome of distractions and should be recognised by all for the amazing feat that it is. We congratulate all that were involved but also acknowledge that the whole cricket eco system contributed to their success from the club secretaries, umpires, scorers, coaches, and many more around our region. You should all be proud of the part you played in a World Championship team.

Northern Districts navigated the past 12 months extremely well. We were able to host all scheduled cricket in our region and have some brilliant highlights along the way. One of the most pleasing things has been how all our partners stood by us throughout the season and hopefully enjoyed the experiences we were able to deliver.

The summer included a successful Ford Trophy campaign that saw our men fall one win short at an empty Hagley Oval (thanks to level restrictions) against a stacked Canterbury side. The improvement in this format by the men over the past few years has been significant and we feel is a sign to come for future seasons.

There was a huge carnival of international matches with ND's region hosting a large contingent of games. This included some seriously special moments at both Bay Oval and Seddon Park. A couple of highlights included: The thrilling chase of Pakistan's 163/6 T20I (including a 99 n/o by Mohammad Hafeez) by ND players Tim Seifert (84 n/o) and Kane Williamson (57 n/o) with 4 balls to spare. Along with that game who can forget the Pakistan Test Match at Bay Oval that played such an important role in the BC's qualifying for the WTC. Mitch Santer's final day C&B in the dying moments will be long remembered as will the celebrations that ensued.

On the WHITE FERNS front we all cheered loudly as Brooke Halliday made her debut against England in the home ODI series. In an outstanding display Brooke began with a 50 in her first match and followed that up days later with a 60 in her second match. She has now secured a first WF's contract and continues to take on the international cricket stage.

Unfortunately, Bay Oval's major fixture of BC's vs Australia was shifted to Wellington, to deal with changing alert levels that ended up being played in front an empty stadium. The showpiece CWC2021 was also delayed, and we now look forward to this coming summer's version the CWC2022 in which Tauranga and Hamilton host 14 games between them.

The three major venues in ND (Cobham Oval, Bay Oval and Seddon Park) all once again performed at a high level. We are the envy of the Major Associations to have three world class grounds. The grounds staff, councils, trust, and their employees should all be congratulated for how they presented outwardly to the world that watched on. We are blessed to have three international venues along with first class facilities at St. Pauls, Owen Delany Park, Weymouth Oval and Harry Barker Oval across our association and we thank them all for their tireless efforts.



Paul
Heath
CHAIR



Off the field, for FY21, ND recorded its eighth consecutive surplus. This has been a surprising and outstanding result given the multitude of challenges faced throughout the past 12 months and I would like to thank NZC, our partners and gaming funders for their ongoing support. In particular, NZC, Grassroots, The Lion Foundation and NZCT provide a significant portion of our revenues that are used to support the growth and delivery of the game and allow us to achieve our purpose of Connecting People, Creating Memories. The Board have committed to our new strategy and have put significant funding towards enabling it with an approved deficit budget.

The strategy focuses on five major areas' over the coming years. Boots on the Ground, Grass to Fern, One Club, Two Teams, Spaces and Places and Our People. This provides clear direction for our people and the broader cricket community of what ND will be focussing on as we continue to be forward facing.

The senior management staff performed extraordinarily over the last year. The Board offers its thanks for the hard work all concerned have done.

A long-standing member of the ND Board, Michelle Hollands, has decided not to stand for re-election this year. We thank her for her important and time-consuming contribution to ND, as both a board member and former chair. We acknowledge Michelle's leadership in the difficult times early in 2020.

Lastly to the vast number of people out there who support cricket, we thank you. Many people make up a cricket community including members, supporters, parents, coaches, managers, scorers, umpires, and schoolteachers and without you we don't have a game.

PERFORMANCE REPORT



Daniel
Archer

GM Performance
& Talent

What a big year 2020-21 has been for our Performance and Talent Programmes at Northern Districts Cricket.

It started with some exciting appointments in the coaching space for both our Knights and Spirit with new look coaching teams leading the charge. Long-time servant as player and assistant coach Graeme Aldridge took the reins as Head Performance Coach – Male whilst we welcomed Sriram Krishnamurthy as the Performance and Talent Coach – Male. Both Graeme and Sriram were familiar with each other's coaching having developed a close partnership and relationship as coaches for NZ Under 19's at the recent ICC Under 19 World Cup.

After joining the Spirit as an assistant coach and mentor, Joanne Broadbent replaced Kari Carswell as Head Performance Coach – Female following her departure to the NZC High Performance Programme. Joanne was supported by the appointment of Rob Nicol as the Performance and Talent Coach – Female.

In addition to the above we also welcomed Ian Sandbrook into the critical role of Talent Manager at Northern Districts.

Northern Districts has a long history of developing quality domestic and international cricketers and the appointment of Ian Sandbrook into the role of Talent Manager was a key development to continue building on the foundations laid by Pat Malcon and Peter Zanzottera in talent identification and development. Ian's work this year has been extraordinary and has placed our programmes in a strong position. This position is well aligned to NZC and ensures we are investing in our talent across our great region in a way that maximises both identifying and developing our talent. His engagement with our wider cricket network and the focus on collaboration to ensure a "more eyes, more often" approach has been critical to the success of his role. Reporting and measuring player development is now connected through a common language and has had great influence not only on our system at Northern Districts but also the approach to the Athlete Management System across the country. This has also been supported by the launching of our regionalised approach to talent development and ensuring that we have more boots on the ground in a coaching capacity to support the development of our male and female cricketers in their home regions. This has provided a wider opportunity to our domestic cricket coaching pathway through the recruitment and engagement of several high-quality coaches across our talent programmes all over the Northern Districts region.

In the Performance Programme our Knights enjoyed a strong season in 2020-21 performing consistently in both the Plunket Shield and Ford Trophy competitions to finish second in both competitions, respectively. This included playing Canterbury in the final of the Ford Trophy at Hagley Oval after an amazing innings from Henry Cooper at Seddon Park in the home elimination final help the team progress. The Super Smash unfortunately saw the group fall just short of a finals campaign although many positives emerged through providing playing opportunities to a high number of players across the competition. It was exciting to see the growth of many players across the season and credit must be given to the well-structured and player driven programme developed and implemented by Graeme, Sri and all the support staff. This was well supported by the growth of our emerging leaders in the playing group and has the team well placed to continue their development together to be a consistent performing team across all formats. The season also saw the retirement of some great people who have contributed immensely to the current position of the Knights over a long period of time. Anton Devcich, Dean Brownlie, James Baker and BJ Watling all called time on their outstanding

careers. All quality people who should be proud of their careers and time with Northern Districts. We thank them and their families for their commitment and dedication over the years.

Exciting post season developments has seen the signing of contract extensions for both Graeme and Sriram for a further two years on top of the year remaining on their current contracts. This will take our coaching team through to end of the 2023-24 season. This provides great stability for our players and programmes, and we are excited as an organisation to have both Graeme and Sri extend.

An overview of the Knights results in each competition are listed below.

Competition	Win	Loss	Draw	No Result	Abandon	BP	Total	Net
Plunket Shield (2nd)	3	2	3	0	0	22 ● 11 ✂	69	N/A
Ford Trophy (2nd)	6	4	0	0	0	2	26	-0.09 (RR)
Dream11 Super Smash (4th)	5	5	0	0	0	N/A	20	-0.44 (RR)

Standings at completion of regular matches only.

The Spirit programme grew again in 2020-21 under the guidance of experienced coach Joanne Broadbent. Increased professionalism and expectations around the group were noticeable as our young brigade of talent continued to emerge amongst the group, and with great support from the senior players and coaching staff. The support of Rob Nicol towards both the players and Joanne was a key component to the delivery of our programme and we were excited to see Rob rewarded with a full-time assistant coach role with the WHITE FERNS at seasons end. The emerging talent in the Spirit playing group was highlighted by the selection of five Northern Districts players in the NZC Under 19 Female Squad and the selection of both Brooke Halliday and Kate Anderson into the WHITE FERNS environment. Brooke's season must be highlighted in the way she led the team in collaboration with the coaches as captain and her approach to leaving no stone unturned towards the growth of her own game. This ultimately led to an amazing international cricket debut for Brooke scoring back-to-back fifties in a series against England.

In further exciting news for our organisation and the female programme Joanne Broadbent has re-signed as our Head Performance Coach – Female for a further two years taking her through to the end of the 2022-23 season. Jo has made such a profound impact and has such a wealth of experience in the game that she continues to give right across the organisation. We are so thankful for Jo's continued commitment to Northern Districts. For the 2021-22 season ahead, she will be supported by Brett Sorrenson and Maia Lewis who have both taken coaching roles across our talent and performance programmes, replacing Rob Nicol.

An overview of the Spirits results in each competition are listed below.

Competition	Win	Loss	Draw	No Result	Abandon	BP	Total	Net
Hallyburton Johnstone Shield (4th)	5	5	0	1	0	4	24	0.16 (RPW)
Dream11 Super Smash (4th)	3	7	0	0	0	N/A	12	-0.86 (RR)

Standings at completion of regular matches only.

Northern Districts had nine players enter the summer with New Zealand Cricket contracts. These were BLACKCAPS Trent Boult, Mitchell Santner, Ish Sodhi, Tim Southee, BJ Watling, Kane Williamson, Neil Wagner, and Colin De Grandhomme whilst Katie Gurrey was contracted as a NZC Development player. As noted above, 2020-21 saw the emergence of Brooke Halliday who debuted for the WHITE FERNS and has since become a centrally contracted WHITE FERN in the latest contracting process. A further three players represented the country during the summer with Tim Seifert and Scott Kuggeleijn playing for the BLACKCAPS and Brooke Halliday the WHITE FERNS. Kate Anderson was also called into the WHITE FERNS wider squad during season 2020-21.

Congratulations to our Daniel Vettori Medallist Jeet Raval who scored over 1,000 runs in his first season with Northern Districts and the Nicola Browne Medallist Brooke Halliday, who has been highlighted throughout this report for her amazing season on both the domestic and international scene.

Working closely with our athletes and riding every bump along the way of course are all our staff. A key aspect of the performance strategy at Northern Districts continues to be the development of our staff to work towards their own ambitions and thrive in the roles they play across our environment. It was fantastic to see many of the quality people in positions across our performance programme, receive some form of recognition or reward for their continued professionalism in their chosen fields.

Below is an overview of some of the highlights across our performance staff.

Graeme Aldridge:

- BLACKCAPS Coaching Staff tour of Bangladesh and Pakistan
- NZC Winter Squad Coaching Staff

Sriram Krishnamurthy:

- NZC Under 19 Training Squad Coach

Joanne Broadbent

- WHITE FERNS Coaching Staff tour of Australia

Rob Nicol

- WHITE FERNS Coaching Staff during 2020-21 international summer
- Appointed WHITE FERNS Assistant Coach full time

Cory Miles:

- BLACKCAPS Staff tour of Bangladesh and Pakistan
- BLACKCAPS Staff during 2020-21 international summer

Nathan Smith:

- Strength and Conditioning Coach NZC Under 19 & Provincial XI series



Spirit captain Brooke Halliday (R) with team mate Kate Anderson walk onto the field at the start of play during the Dream 11 Super Smash Women's cricket match between the Wellington Blaze & Northern Spirits at the Basin Reserve in Wellington. 9 January 2021.

© Photo: by Marty Melville / www.photosport.nz

Finally, I would again like to thank and acknowledge the outstanding contribution of those players departing our Programme, who have had such a big impact across many years. For BJ, Anton, James, and Dean I say thanks for all your collective contributions and wish you all the very best for the next stage of your journeys. Felicity Leydon-Davis has also chosen to depart Northern Districts after a long and dedicated career with our Spirit. The former captain is moving to play her cricket at Otago, and I wish her all the best for the season ahead.

In personally reflecting on season 2020-21, I am proud in what we collectively have been able to achieve and develop across our Performance and Talent programmes. The support and dedication from all our staff and players right across the organisation, has truly been aligned to our aim of 'Creating Memories, Connecting People' through the vehicle that is the great game of cricket.

Daniel Archer

GM Performance and Talent

COMMUNITY REPORT



Eimear
Richardson
GM Community

The 2020/21 season saw adaptability, collaboration and a passion for the game which ensured a successful season was delivered for all.

After the winter codes were significantly impacted by COVID-19, cricket adapted to deliver a slightly shorter season, to support participants to play various sports and winter opportunities. The ND 'Community' game of cricket has evolved to comprise of three separate streams for District Association level: (i) Development, (ii) Pathways and (iii) Competitions and Tournaments.

ND continues to partner with the District Associations to best deliver the community game inclusive of all cricket across competitions, development, and pathway streams. The Shared Services model across Hamilton, Waikato Valley and Bay of Plenty continues to prove successful as well as the operational delivery model effected in Hamilton and Waikato Valley.

The main objective of the year was to maintain participation across all levels and to remain adaptable to external influence with a goal to ensure great experiences throughout opportunities of play. In a great outcome, the last twelve months has seen growth across both experience and participation opportunities, as well as full season calendars delivered. Key to this achievement was the understanding and adaptability of staff, volunteers, and community participants. From all at ND, we would like to say a big thank you for your ongoing support and passion for the game.

Connecting people, creating memories

Across school delivery programmes, 65,293 children (↑32%) received a cricket experience throughout one of three SuperSmash programmes; Awareness, Skills and/or Festival Days. This meant a school saturation rate of 37% (↑8%) and a student saturation rate of 30% (↑8%). A key component to this success was a goal to increase efficiency and effectiveness of school programmes.

Coach education and support remains a priority focus and a total of 421 junior and youth coaches were registered, qualified and police vetted which was the equivalent of one coach per junior/youth team. Additionally, the ND umpire panels were also altered to better align with standing opportunities. Six umpires were named in the ND Regional Panel and eight umpires on the ND 'A' Panel. The entire umpire programme has positively developed across the season with two review points for each umpire (mid-season and end-season), designated observations for each Panel member and increased review resources and tools. The ND Umpire programme remains an exciting opportunity for further enhancement and development which will be a continued focus in the off-season.

Across ND there are a total of 79 active clubs, with competitions further increased by competing colleges and schools. A total of 10,714 (↑15%) participant players registered on the national CricHQ platform across both SuperSmash programmes and competition teams. Some significant evolutions began with a goal to align to Sport NZ Balance is Better philosophies and principles as well as initiatives which aim to enhance experiences for all across the junior game, both on and off the field. Some of the competition evolutions included reduced grading requirements

and removal of Year 1 and 2 competitions which were replaced with new or enhanced SuperSmash hubs that boasted a total of 1,284 participants across 40 different venues throughout the region.

Club and school leagues were played in full despite some disruption due to alternating lockdown levels from COVID-19, with amazing growth evident across senior men's social grades (+130%) resulting from the introduction of new social leagues. The traditional game saw a slight reduction (-1%) across youth and senior competitions, while overall the modified game grew by 27% (inclusive of junior, youth and senior). Continued evolution is required across the junior and youth structures with associated competitions, both NZC and ND are extremely focused on both strategic and operational developments to increase participation and improve experiences. Pleasingly, there was continued success with the growth of girls only opportunities which among several initiatives included Yeah Girls and Go Girls programmes.

With the ICC Women's World Cup rescheduled to early 2022, it has enabled more time to promote and celebrate female participation and involvement for and within the game. A highlight of this was the various 'Sista Smash' events delivered throughout the region for junior girls as well as the 'Backyard Smash' (in partnership with Sport Waikato 'This is ME') which provided an opportunity for women to experience the game and the Seddon Park facility.

In addition, a full Masters men's programme was delivered as well as a full list of fixtures for the Northern Māori men's side. The Masters programme included two ND teams attending the National Masters tournaments, with seven ND players then selected in the 'NZ Over 60s teams'. Meanwhile the Northern Māori men's side played a total of three matches from a possible five fixtures with a couple of season highlights being Charles Williams undefeated 147* on debut as well as career-best figures for Cooper Robinson with 5-34.

Within the Pathway stream there were several progressive changes implemented in alignment with the Sport NZ 'Balance is Better' principles and values. The ND Primary Boys tournament was retired, and the ND Junior Girls tournament was reinvented as the Junior Secondary Girls tournament, the purpose of both changes was to elevate the age at which representative cricket begins to 13 years of age. This now means there are two tournaments each for male and female players while in college: (i) Junior Secondary and (ii) Senior Secondary. ND continues to look at opportunities to align with national evolution of philosophies and principles.

For Seniors, full competitions and tournaments were delivered across Brian Dunning (T20), Basil McBurney and Fergus Hickey (Northern Premier League is part of the Talent stream). Four teams opted to participate within the Basil McBurney competition, five teams in Fergus Hickey and six teams in the Brian Dunning with the ND U19 Men's team entering.

Overall, it was a great achievement by all involved with the game to deliver a full season of both competitions and programmes, which required agility along the way. A huge thanks must go to all the club and school volunteers and/or staff as well as officials, players and parents for general understanding and adaptability as the season was delivered through careful navigation of COVID-19 compliance requirements. It is through the energy and dedication of all involved both on and off the field of play, that the season was delivered with great success and connected communities after a long and challenging off-season and winter. The cricket community truly is a leading example of the ND vision "Connecting People, Creating Memories".

OFFICIALS REPORT



Eimear
Richardson
GM Community

Northern Districts (ND) would like to acknowledge and congratulate the umpires and scorers appointed to fixtures across the season. With umpires named on both ND and local District Panels, there were further umpires named on New Zealand Panels.

Regional Panels

This year the Regional Panel structures were aligned to volume of opportunities with the following umpires appointed to Panels.

Regional Panel

Brendon Davis
Greg Pennell
Mark Fleming
Ross Kneebone
Stu Martin
Thomas Nabbs

Reserve Panel

Brett Thorburn
Christelle High
Jaas Singh
John Keen
Korie Meadows
Mike Friis
Peter Budgen
Phil Norvill

Emerging Panel

Ethan Hare
Harrison Syers
Jayden Meyer
Luke Fisher
Theo Pollard

Northern Districts provided 93 standing opportunities throughout the season of which 21 different umpires were appointed. A total of 17 umpires experienced Senior District (and NPL) fixtures or ND A fixtures, while 16 further umpires were active at Regional Underage tournaments, inclusive of umpires external to the ND Panels.

National Panels

Northern Districts were represented on the National panels in the 2020/21 season as below.

National Reserve Panel

Lui Els (Hamilton)
Damian Morrow (Hamilton)

National Panel

John Dempsey (Counties-Manukau)

In addition to the National Panels, Christelle High was appointed to officiate with the Hallyburton Johnstone Shield and NZC National tournaments, while Brendon Davis (ND A v CD A) and Stu Martin (ND A v Wellington A) both officiated separate ND A fixtures in Taupo.



Umpire John Dempsey signals a six. White Ferns v Australia T20i. Seddon Park, Hamilton, Sunday 28 March 2021.

© Photo: Andrew Cornaga / www.photosport.nz

Awards

Three umpires were recognised at the ND Annual Awards with the introduction of a new Community Umpire Award of the Year:

Emerging Official of the Year:

Texin Thangalathil (Hamilton)

Community Official of the Year:

Brendon Davis (Hamilton)

Regional Official of the Year:

John Dempsey (Counties-Manukau)

ND would like to thank the three lead roles which support the growth and development of umpires:

Regional Trainer and Umpire Developer:

Doug Cowie

Umpire Developer:

Rob Kinsey

Umpire Appointments:

Kevin Earl

MASTERS CRICKET FINAL



Keith
Vincent

Competition
& Tournament
Manager

The season highlight was the final played on Seddon Park between Morrinsville and Karaka. There was heavy rain in the lead up to the final with the Seddon Park Grounds staff grabbing the Man of the Match honours by removing the flood like waters off the cricket block to ensure a game of cricket could be played.

Morrinsville won the toss and elected to bat, runs flowed early on from the Morrinsville openers with a 57-run partnership from Peter Kane (23) and Michael Fredrickson (34). As swing bowler Chris Gray and 160 game veteran, Rudei Bakker went for 91 of 11 overs.

J Lucas turned the game back in the Stallions favour with the big wicket of Kane caught behind for 23. Gray bowled the dangerous Rhys McCowatt for 15 with a subtle slower ball. Steve Chatwin looked good for 19, before the experience of Bakker clean bowled him. Seam bowler Lucas, finished with 2 for 13 from 5 overs.

Joe Smal 31 not out and Paul Keogh, combined for a 32-run partnership. But K Mattich obliterated the remaining batsman with 3 for 8 off 5 overs to dismiss the Creamers in the 33rd over for 182. A reward for straight bowling from Karaka, and they went to lunch in command.

Morrinsville opening bowlers Mal Boyd 0 for 8 of 6 and Rodney Lamb 0 for 6 of 3, kept the Karaka opening batsman Foster and Lucas in check, even though they both got 30. The accurate bowling had pushed the run rate up. Joe Smal 1 for 11 and the spin twins Shane 3 for 34 of 6 overs and Nolan 1 for 23 off 6 set up an enthralling finish for the 100 or so spectators.

Returning retired batsman Foster, batting again with a 'runner' could not stop the dismissals as the stallions lost 6 wickets for 30 runs.

Needing 19 from 2 overs with the last pair at the wicket, D Gardner 34 runs, who had earlier hit Kane for a fine six over long off, could not repeat the shot and the game ended when he was clean bowled by Kane.

Morrinsville Creamers 182 all out. Karaka Stallions 168 all out.

Sixth National Provincial Over-60s Cricket Tournament, February 2021

Northern Districts squads success at National tournament in Christchurch (Hagley Park)

For the first time Veterans Cricket NZ hosted a Division 1 and Division 2 tournament, having previously had just Division 1.

Over 60s cricket is flourishing with NZ selections now very competitive in an Australian context and the goal with creating Division 2 is to boost Over 70s cricket as well. Northern Districts was one of two Associations to field complete squads in both Divisions.

After a successful tournament with cohesive team efforts to win games and some outstanding individual performances, for the 4th time in the last 5 years the Division 1 squad played the last game of the tournament needing to beat Canterbury to win the tournament. Unfortunately, Canterbury prevailed.

Similarly, the Division 2 side did a superb job, playing off for first and second, only to be beaten by a composite South Island team.

Tournament teams

Northern Districts Division 1

Cliff King
Aubrey Jeftha
Gary Rudolph
Mark Weaver
Neeraj Kumar
Gus Klein
Garry Webb (Captain)
Neil Rogers
Rob Leslie
Noel Ackerman
Johan Morreau
Murray Mayston
Darren Bidois



Northern Districts Division 2

David Eason
Carl Wright
Roger Harvey
John Renshaw
Craig Gray
Ralph Mosen
Warren Beard
Zane Bettley
Andrew Welch
Eddie Parsons
Rob Tait
(Absent: Andrew Welch)



We were delighted to see our efforts reflected in the selection of several players in the NZ Over 60s team to attend the Veterans Cricket Australia National Interstate Championships in 2021.

These were from L to R: Neeraj Kumar, Aubrey Jeftha, Garry Webb, Cliff King, Gary Rudolph, Noel Ackerman and Neil Rogers.

Over 70s team selections have been deferred until the Covid situation is clearer - however Roger Harvey, David Eason, John Renshaw, and Carl Wright have all represented the Over-70s NZ side over the last 12 months.



MCCAW LEWIS NORTHERN MĀORI



Keith
Vincent

Competition
& Tournament
Manager



The McCaw Lewis Māori Squad had five scheduled fixtures for the 2020/21 season. All fixtures were in the back half of the 2020/21 season in February and March.

The first game of the season saw the McCaw Lewis Northern Māori taking on a Kaipaki Invitational XI. Kaipaki put on an impressive 318/3 off their 40 overs with a century from Gogol Basu and the best of the bowlers was debutant Hamish Farrell with 2/32 off five overs. In reply, Northern Māori almost pulled a memorable victory but fell short by five runs with Bay of Plenty's Charles Williams scoring 147 on debut.

The second fixture against Hawkes Bay Development had to be postponed due to weather and the weeklong Covid 19 lockdown in Auckland.

The third fixture of the season was against a Lakelands Māori invitational team in a 40 over match at Seddon Park, Hamilton. This was a great fixture involving 24 Māori players taking the field. Winning the toss, veteran Kaumātua Leighton Parsons elected to bat first, a decision that proved to be very successful. After losing a wicket early Northern Districts Māori had to rebuild, and rebuild they did with Parsons scoring yet another magnificent ton (134) for ND Māori. Tim Florence (87) also put on an absolute clinic, with a partnership of 195. When Florence fell, the platform was set and Northern Districts Māori capitalized with some impressive power hitting, finishing their 40 over with a total of 312.

In reply, Lakelands Māori came out with positive intent. Opening bowlers Sean Crotty and Lachie Holt applied pressure with the new ball but Lakelands cashed in when the ball stopped swinging. Mitch Kane (52) and Jack Wiggins (65) batted beautifully with support from Cohen Stewart (45) and Matt Collier (37). With runs flowing, Parsons brought young leg spinner Cooper Robinson into the attack. Robinson bowled beautifully dismantling the middle order with career best figures of 5/34. Lakelands Māori Continued to fight hard but would full short finishing with a very respectable 266/8.

The fourth fixture against Seddon Cricket Club was postponed due to ground availabilities, this is a fixture we are excited to be involved in and will look to lock it in for next season.

The fifth and final match is an annual fixture that saw the McCaw Lewis Māori up against the University of Waikato Vice Chancellors XI. This is always a tough game of cricket. Batting first the university posted a very competitive score of 245, including a 10th wicket partnership of 43. This proved to be the difference in the match as the Māori were bowled out for 207 with Mitch Kane lead the charge for the Māori, scoring 47. Cooper Robinson (66) and Sam Nowland (53*) continued the momentum but fell short of the target.

It has been an exciting year for Northern Districts Māori Cricket, with a lot of growth and young talent coming through the ranks. We look to continue to build on this in the coming season and explore participative opportunities across both female and rangatahi players.

Of the 18 cricketers that played this season, we introduced four rangatahi and three Kaumātua debutants into the Northern Māori environment.



Northern Districts would like to thank McCaw Lewis for their ongoing support as main sponsor of our Northern Māori teams.

Notable Achievements:

- Payton Spencer NZ Māori Secondary School Boys
- Kuwyn Price NZ Māori Secondary School Boys
- Elle Archer NZ Māori Secondary School Girls
- Ben Pomare Northern Districts A
- Thorn Parks Northern Districts A
- Katene Clarke Northern Districts Men
- Zak Gibson Northern Districts Men
- Jake Gibson Northern Districts Men
- Trent Boulton Northern Districts Men / BLACKCAPS

INTERNATIONAL REPORT



Charlotte
Twigg

Commercial
and Experience
Manager

Sensational Southee Source: NZC Annual Report

Tim Southee became the third member of New Zealand's exclusive '300 wicket' club during the 2020-21 season, joining former team-mate Daniel Vettori and New Zealand great Sir Richard Hadlee.

Southee also sits in illustrious company worldwide, with only 34 players having achieved the 300-wicket milestone in Tests.

The Northern Districts paceman snared his 300th scalp at 'home' in the first Test against Pakistan at Bay Oval and has since gone on to take his career tally to 314* Test wickets.

Southee's journey to 300 test wickets:

- 1: v England in Napier; March 22, 2008; Michael Vaughan LBW for 2
- 50: v India in Bangalore; September 2, 2012; MS Dhoni LBW for 62
- 100: v West Indies in Hamilton; December 21, 2013; Veerasammy Permaul LBW for 0
- 150: v Australia in Adelaide; November 28, 2015; Adam Voges caught Martin Guptill for 13
- 200: v Bangladesh in Christchurch; January 23, 2017; Shakib al Hassan caught Colin de Grandhomme for 8
- 250: v Sri Lanka in Colombo; August 26, 2019; Dimuth Karunaratne LBW for 21
- 300: v Pakistan in Mount Maunganui; December 29, 2020; Haris Sohail caught Mitchell Santner for nine.

International Cricket At Seddon Park

BLACKCAPS vs West Indies Test Match

Thursday 3 December – Monday 7 December 2020

The second test against the West Indies at Seddon Park kicked off with a great display by some Northern Districts representatives.

Colin de Grandhomme (58 off 63 balls) and Mitchell Santner put on 76 for the fifth wicket to help nudge New Zealand into a decent position. When the third session began however, captain Kane Williamson fell to a legside strangle; Jeet Raval, who had looked good getting to 84, edged Gabriel to the wicket keeper; Ross Taylor flashed at a delivery to be caught out by wicket keeper Shane Dowrich; and Henry Nicholls went lbw.

The West Indies bowling was poor in the first session, save the industrious Miguel Cummins, but got better through the middle period, when their tails picked up some success.

Although the West Indies fought back on day two, it was all about Kane Williamson with a superb 251, his third double century and highest score, New Zealand declaring at 519-7 shortly after tea.



Tim Southee poses for a photo as he celebrates 300 test wickets. New Zealand BLACKCAPS v Pakistan. International Test match cricket. Bay Oval, Tauranga, New Zealand. Day 4, Tuesday 29 December 2020.

© Photo: Andrew Cornaga
www.photosport.nz

By stumps the West Indies had negotiated some probing bowling to finish on 49 without loss after 26 over. Southee and Trent Boult both swung the ball early, but it was Neil Wagner who was the most threatening.

With the Windies only managing to make 138 and 249 in their first and second innings respectively, the BLACKCAPS comfortably ended up winning the test by an innings and 34 runs.

BLACKCAPS vs Pakistan T20 Sunday 20 December 2020

Northern District's very own Tim Seifert steered the BLACKCAPS to a T20 series victory over Pakistan with a comprehensive win in their second encounter at Hamilton's Seddon Park.

Chasing a target of 164, Seifert and Martin Guptill had New Zealand off to a flying start. With Guptill departing in the fourth over, Seifert continued to punish the tourists for his fifth international T20 fifty, equalling his career highest score of 84 runs off 63 balls.

Pakistan managed to tighten things up as Seifert and skipper Kane Williamson nudged for singles, rather than applying the killer blow. In the end, Williamson put them out of their misery, smashing a boundary with four balls remaining and nine wickets in hand.

The BLACKCAPS welcomed test stars Williamson, Tim Southee, Trent Boult, and Kyle Jamieson back to their squad, with a sensational Southee landing a few early blows after Pakistan chose to bat first.

He had the scalps of opener Haider Ali and Abdullah Shafique in their second over, then removed Mohammad Rizwan and Faheem Ashraf to finish with 4/21 off his four overs.

The tourists were struggling at 56/4, until Mohammad Hafeez decided it was time to go, falling agonisingly short of a maiden T20 international century, with 99 off 57 balls.

BLACKCAPS vs Bangladesh T20

Sunday 28 March 2021

New Zealand won the T20 by 66 runs, the win set up by a huge total of 210-3 that was highlighted by Conway (92 not out), who also kept wicket for the first time in international cricket.

Bangladesh never threatened as Sodhi (4-28) ripped the guts out of the chase. Afif Hossain (45) showed some courage but was skittled by Ferguson (2-25) who made a mess of his stumps.

After Martin Guptill (35) was removed, Will Young joined Conway at the crease and put on a brilliant display of batting, with a strong partnership of 105.

Young's 53 on debut was a highlight with beautiful stroke play, including two straight-driven sixes and a flat pull that cleared the boundary by some distance.

On another day, Young's debut half century would be the primary talking point, but at the other end Conway was seriously impressing, cementing his place in the BLACKCAPS playing group.

WHITE FERNS vs Australia T20

Sunday 28 March 2021

The best women's cricket team in the world, Australia, claimed a six-wicket victory over the WHITE FERNS at Seddon Park as part of the international double-header.

Australia restricted New Zealand early after sending the hosts in to bat before Satterthwaite and Amelia Kerr (20) wrestled back the momentum.

Satterthwaite was given a life on 16 and the former WHITE FERNS captain capitalised, putting on 58 for the third wicket with Kerr.

It was Nicola Carey who secured the much-needed breakthrough in the 15th over, with Satterthwaite holing out to Perry on the long on boundary while attempting to accelerate.

Katey Martin (1) became Jess Jonassen's third scalp and leg-spinner Georgia Wareham removed Kerr courtesy of an outstanding overhead catch from Haynes, with the White Ferns losing 3-5.

Late aggression from Green (15) and Brooke Halliday (11no) added crucial runs, helping their side to 6-130.

Australia, fresh out of quarantine, looked to be in trouble early with Jess Kerr (2-17) and Frances Mackay (1-25) leaving the tourists reeling at 3-14.

But a superb rescue job from in-form Ashleigh Gardner, who smacked an unbeaten 73 from 48 balls, bringing Australia home with 12 deliveries to spare.



Kane Williamson celebrates his double century. BLACKCAPS v West Indies, Day 2 of the 1st test at Seddon Park, Hamilton on Friday 4th December 2020.

© Photo: Andrew Cornaga / www.photosport.nz

NORTHERN DISTRICTS MEN'S TEAM



Pat
Malcon

NDC Chair
of Selectors -
Male Programme

Plunket Shield Review

Canterbury were runaway winners of the Plunket Shield; 40 points clear of runners up Northern Districts (ND). It was an improved performance by ND with three outright wins, three draws, and two losses. Two of the draws were rain affected matches.

One of the losses was in the first round against Central Districts at Seddon Park, and was another game severely affected by rain. Both sides forfeited an innings and ND declared as well, with half centuries by Jeet Raval and Henry Cooper, setting CD a fair run chase, which unfortunately for ND they achieved.

An outright win over Otago at Bay Oval followed. Joe Carter starred with an unbeaten 146, Henry Cooper and Colin de Grandhomme contributed half centuries, and Tim Southee showed his class with a five-wicket bag as ND cruised to a 90-run victory.

Most of our international players were missing from the next game against Canterbury at Rangiora. In the low point of the season, ND crashed to an innings defeat. We managed only 113 and 121 in our turns at bat.

Southee was back for the next game and his match haul of seven wickets and Ish Sodhi's five wickets proved instrumental in an outright win over CD in Nelson. Half centuries from Jeet Raval, Joe Carter, Brett Hampton, and BJ Watling (both innings) gave the bowlers enough runs to defend. Thus, the first half of the Plunket Shield season ended with us in second place behind Canterbury.

The resumption of the competition in March started with a rain affected draw against Auckland at Cobham Oval. We had established a lead of 140 runs on the first innings, thanks largely to Jeet Raval's 91 and superb bowling from Scott Kuggeleijn (7 for 45).

Another draw followed against Wellington at the Bay Oval. A seesawing match saw Wellington with a 149 run lead on the first innings. ND fought back (Joe Carter 103no, Henry Cooper 73, Scott Kuggeleijn 51, Brett Hampton 63no off 44 balls) and declared, setting Wellington a target of 230 in the final innings. Wellington never threatened the target and were struggling at 108/5 when stumps were drawn.

We played Wellington again at the Basin Reserve a week later. Ravindra and Blundell scored centuries as Wellington amassed over 400 runs before declaring. Bharat Popli had time to score a half century before rain set in and the game was abandoned after Day 2.

ND finished the season in style with a three-wicket outright win over Otago in Dunedin. We conceded a first innings lead of 50 runs to Otago. However, a five-wicket bag to James Baker in his final appearance for ND saw Otago dismissed for 266 leaving ND to score 316 for victory. This was achieved with the loss of seven wickets, thanks largely to a magnificent 161no from Jeet Raval and some lower order heroics from Ish Sodhi and Joe Walker. A great finish to the season!

Several international players in Kane Williamson, Trent Boult, and Mitchell Santner, did not appear at all in the Plunket Shield due to other commitments. Colin de Grandhomme and Tim Seifert played only twice, Tim Southee three times, and Ish Sodhi, Neil Wagner, Scott Kuggeleijn, and BJ Watling all missed key games. Therefore, the season depended heavily on



Neil Wagner celebrates a wicket. Northern Districts v Otago, Bay Oval, Tauranga, October 29 2020.

© Photo: John Cowpland / www.photosport.nz

our next tier of players. Joe Carter with 590 runs at an average of 53 was the top scorer in the competition. Jeet Raval was fifth highest run scorer with 547 runs at 45. Wickets were more evenly spread. Scott Kuggeleijn, Ish Sodhi and Neil Wagner were our top wicket takers with 17 wickets apiece (though Tim Southee in only three games took 14 wickets at an eye-catching average of only 14 runs per wicket). Kuggeleijn's 7/45 were the best figures in the Plunket Shield.

Special mention should be made of Joe Walker and James Baker. Walker made great progress this season in all formats. In the Plunket Shield he took 15 wickets, but also made important contributions with the bat. James Baker rounded off a stellar first class career in the best possible way, 8 wickets (including a 5 wicket bag) in his final game, taking him past a career milestone of 200 first class wickets for ND.



Sriram
Krishnamurthy

Performance
and Talent Coach
Male

Men's Super Smash Review

We entered the Super Smash with a good amount of confidence which was built through a successful start to the Ford Trophy, where we were in first place on the table at the end of the first half of the competition. This confidence was boosted further when we played and beat a Pakistan A team at Seddon Park in a T20 match prior to our first match of the Super Smash competition. The opposition had five players who had already played for the Pakistan national team in T20 internationals, and the game itself was played in a highly competitive spirit. It made us believe we would be going into the competition with good preparation, having been tested by a side which had international quality.

What followed, however was a competition that can be broadly split into two halves. The first did not go our way. We started off in a run fest at Pukekura Park against the Central Stags. Chasing 224 to win, we were able to witness a magnificent knock from our captain Anton Devcich, who went on to score 102 of 49 balls, which included nine hits over the ropes. We started the campaign with a 45-run loss to the Stags. We then headed over to the Mount where we played the Wellington Firebirds and Otago Volts on consecutive days over the New Year period. Finn Allen's 50 ball 91 helped the Firebirds beat us on New Year's Day, while the next day – we were involved in a topsy-turvy game against the Volts. Tim Seifert's knock of 74 gave us a just below par score of 153. Our bowlers kept us in the game until the very end, however the Volts managed to cross the line in the last over with two balls to spare and two wickets in hand.

Games were coming around quickly, and we only had a day to brush off our three losses before we played Central Stags again at Seddon Park on Monday 4th January. Bowling first on a slow turner, our spinners came into their own, bowling 10 overs for 48 and picking five wickets between them (J. Walker 1/14, F. Walker 2/20, and Cooper 2/14). Brett Hampton supported our spinners with figures of 3/21 off his four overs. We managed to restrict the Stags to 117 in 20 overs, which our batsmen chased down in the 18th over to give us our first win of the season.

At this stage, we were aware that the next two games could be crucial to our chances of progressing to the play offs. However, we hadn't managed to crack the Finn Allen code in time for our next match against the Firebirds at Wellington, where his 75 set up another win for the home side. We had our chances against the Canterbury Kings at Hagley Oval a few days later but were not able to capitalise on those moments. Jeet Raval's 70 at the top of the order helped us score 150 of our 20 overs. We had Canterbury in trouble early at 15/3 of 4 overs, but a 133 runs partnership between Daryl Mitchell and Cole McConchie ensured Canterbury took the points in this game.

With one win out of our first six games, we knew that our chances of qualifying for the play offs was hanging by a thread, but we had reasons to believe that we could still progress as we gained our BLACKCAPS back for the last four rounds of the competition.

A win against Auckland in a rain marred game at Eden Park Outer Oval, where we had to chase 109 in 10 overs was the first of a few important wins that kept us in the competition. Mitch Santner's 16 ball 39 ensured we got the points. Another rain interrupted game against Canterbury Kings at Seddon Park followed. Our bowlers restricted Canterbury for 118, while our batsmen led by Kane Williamson's 34 not out helped us chase down the revised target of 93, to give us an eight wicket win.

The next round was a very special one. A Pride Round where we celebrated equality in society saw us play Auckland Aces at Seddon Park. A game that saw Martin Guptill, Glen Phillips, Kyle Jamieson, Kane Williamson, Colin De Grandhomme, Mitch Santner, Tim Southee, Ish Sodhi and Trent Boult all turn up and play. A Williamson masterclass saw us take this game. Needing 166 to win, Kane's 79 not out helped us win this thriller of the last ball of the match.

We had won four out of our nine games with this and headed to play Otago in our final match knowing we are still in the competition. We however needed a few of the other results to go our way before we played the Volts, to know where we stood. Unfortunately, the results did not go our way and we knew that our competition had come to an end before we took field against the Volts. We were determined to finish on a high, however. It was befitting in the fact that a captain's knock of 75 not out by Anton Devcich saw us win this last game of the competition.

While we were disappointed about missing out on qualifying for the play offs, our post season review saw us reflect on several positives. Throughout the competition, we were able to provide opportunities to 22 different players due to a few different circumstances we found ourselves in. We believe that this will hold us in good stead for the future, especially with some of our younger players gaining invaluable experiences, playing alongside some top BLACKCAPS, whom we can proudly call ours.

Anton Devcich and Tim Seifert finished 8th and 9th amongst top run scorers in the competition, while Scott Kuggeleijn finished 7th in the wicket takers list.

We were also treated to some special display of spin bowling by Joe Walker, who finished the competition with nine wickets, bowling at an economy of 6.68, which was the best for bowlers who had bowled more than 100 balls in the competition. This saw him being named the Dream 11 Super Smash player of the year in our annual awards night, a much-deserved recognition.

As stated earlier, it was a campaign of two halves – winning one game out of our first five, then winning four out of the next five. We hope to build on the learnings of our second half and keep getting better as a team in this format and get back to the top, where we have been before in the not so distant past.



Graeme
Aldridge

Head Coach
Male Programme

Ford Trophy Review

Whilst falling at the final hurdle the 2020/21 Ford Trophy campaign was one where we felt we played the type of 50 over cricket that we wanted to play. With a number of absentees on international or NZA duty in the previous season, the next tier of players had made significant progress. These experiences proved fruitful for this season's campaign, as a number of these players continued to step up and provide match winning performances.

Winning five of our first six games obviously was an ideal start to the campaign and it really set the team up well coming back after the midway break for the T20 Super Smash. Despite only winning one of our final four games, we still finished second on the table allowing us to host Wellington in the elimination final. An innings from Henry Cooper of 146 from only 94 deliveries proved the difference, and this allowed us to travel to Hagley Oval for the grand final against Canterbury.

The final against an in form, strong Canterbury team proved to be a huge challenge and we were basically well beaten by the better team on the day. Again though we played in the manner that we wanted to play, so we walked away extremely disappointed but reasonably content with our effort.

Among many highlights throughout the campaign there were a few that stood out:

- Brett Randell with a five-wicket bag and Katene Clarke scoring 63 off 38 balls in round one vs Auckland got the campaign off to a flying start.
- Jeet Raval scoring his maiden List A century for Northern Districts in a victory over Canterbury at Hagley Oval in round four.
- In round five in Dunedin, Jake Gibson unfortunately injured his ankle attempting to bowl his first ball of the game meaning Henry Cooper had to step up and bowl a full quota of overs taking 2 crucial wickets.
- Joe Walker building on his efforts from last season to become a genuine attacking spinner in white ball cricket.
- Matt Fisher knocking the top off the Otago order in round six, bowling with genuine pace to showcase his immense potential in the game.
- The aforementioned innings from Henry Cooper in such a crucial game will go down as one of the better List A innings in ND history.
- The consistency and reliability of Brett Hampton throughout the campaign meant he deservedly was awarded the Ford Trophy player of the season.

As mentioned, there were many other individual highlights throughout the campaign. The biggest one for me was how we had many players step up and perform at various times. Having BLACKCAPS and NZA players away presents opportunities for others, and these players are increasingly proving to be more than capable replacements. There is plenty of reasons to be confident that we will remain highly competitive in the Ford Trophy for many seasons to come.

SKYCITY HAMILTON NORTHERN SPIRIT REPORT



Joanne
Broadbent

Head Coach
Female Programme



The Spirit program commenced in June 2020 with players focusing on building their strength and conditioning with Cory Miles and Nathan Smith.

Both Rob & I started roles in August. Initially Rob ran training programs while I was able to run remote groups, setting up player plans, outlining player roles, training expectations, reviewing our culture, along with team plans for the season.

At the completion of Hallyburton Johnstone games we conducted a post season program where players identified areas to improve from season and then worked on these for a 4-week period.

It was exciting to see numerous games of T20 and 50 over cricket being played preseason and throughout the season in the form of NPL, Pink vs Maroon and warm up games vs Central Districts and Auckland as well as Spirit A games. These games are crucial to our development of players in our region. Games were used to prepare for Spirit matches and to see our young talent mixed in, showcasing their skills. These games also gave opportunities for Maia Lewis and Mark Crawford to take on some coaching roles to further develop.

We managed five wins, five losses and finished fourth on the ladder in Hallyburton Johnstone Shield. Despite not making finals we thought there was growth in our players and team.

Brooke Halliday started the season off with our one and only 100 for the season. Brooke and Katie Gurrey were the two batters to pass 300 runs for the season. Our best performer and leading wicket taker was Eimear Richardson with 17 wickets. She was joined in double figures by Charlotte Sarsfield (13 wkt), Brooke & Makayla Templeton (10wkts each). The competition ran before and after the Super Smash.

We managed three wins, seven losses and finished 4th on the ladder in Super Smash. Despite being three wins from four matches we were unable to win a game in the last six rounds of the season making it difficult to land a place in the finals. Whilst our ladder position improved from previous seasons, it was well below par of what we wanted to produce. Katie Gurrey and Kate Anderson were our only 2 bats to score past 200 runs and the pick of our bowlers were Brooke (nine wickets) and Nensi Patel (eight wkts). Super Smash season started on Dec 30 and went through to Feb 6. Lots of games being played in a short space and plenty of entertainment for TV viewers.

Across both formats Nensi, Kate & Charlotte were the main contributors in the field according to our team statistics. Lucy Boucher took the catch of the season on the boundary, running 15m to take a superb diving catch.

Overall, our fitness, skill levels and tactical areas will be key work on's to ensure we play finals in future. It was a great challenge to compete against teams with all WHITE FERNS players available this season in both formats.

Thanks to all the many specialist coaches who provide one on one's to our Spirit squad. Terrific to have Kari Carswell involved with specialist sessions and input along the way. Other key contributions were Maia Lewis and Mark Crawford as well as Ian Sandbrook and Daniel Archer for their continued support within the Spirit program. Rob Nicol was outstanding. Mainly running the Auckland group as well as his statistics for games and valuable feedback and input. Having someone with Rob's attributes in our program certainly assisted our players and improved our organisation.

Bring on another great season.



NORTHERN DISTRICTS A



Pat
Malcon

NDC Chair
of Selectors -
Male Programme

The ND A programme plays a vital role in developing players and preparing them for transition to the top team. It provides playing experiences in all three formats against opponents that are a step up from District Association representative level.

Unfortunately, this season's programme was severely affected by inclement weather. A three-day game against CD in Napier was completely washed out, the annual North Island quadrangular T20 tournament was similarly affected, and there were also several days lost in other scheduled three-day and one-day games.

However, we still managed three-day games against Auckland and Wellington (and another rain reduced three-day match v CD), four T20s v Auckland, and another one-day match v Auckland.

The following represented ND at A team level in 2020/21:

B.Randell, H.Cooper, N.Parkes (Northland), S.Patel, J.Raval, J.Naylor, K.Clarke, S.Varcoe (CM), C.Swanson, Z.Gibson, J.Gibson, D.Kelliher, P.Bocock, M.Fisher (WV), F.Walker, A.Verma, J.Brown, J.Baker (Hamilton), B.Popli, P.Drysdale, B.Hampton, F.Lellman, B.Pomare, C.de Grandhomme, T.Pringle, T.Bettelheim, J.Carter (BOP), N.Hendrie (PB/BOP), T.Parkes (PB/Northland).

A mix of established top team players (returning from injury or gaining match practice in a particular format), fringe players challenging for a place in the top team, and young players on the rise.

Features of the season were:

- Nick Hendrie's batting across all three formats. This included a century against Auckland in a one-day game.
- Brett Hampton's 112 off 47 balls v Auckland in a T20 match, including some massive sixes.
- The batting of relative newcomers to this level in the final three-day match v Wellington – Taylor Bettelheim 110no and 40, Sam Varcoe 74 and 114, and Fergus Lellman 89no.

Some ND A match day coaching was provided by ND staff coaches, but opportunities were also given to some DA coaches and ex-players moving into coaching.

Once again, a special word of thanks must go to the ground managers at St Paul's Collegiate (Ian Boyle) and Owen Delany Park (Ben Sherriff). They provided pitches of first class standard and were extremely helpful during some testing weather conditions.

OBITUARIES



Pat
Malcon

NDC Chair
of Selectors -
Male Programme

Desmond Joseph Ferrow

29/10/33 – 5/12/20

Des Ferrow took Northern Districts first ever wicket in first class cricket. An Australian born off spinner, he played in ND's first three first class games in their debut season of 1956/57.

Despite bowling well and taking 9 wickets in those three games, he played only one more game for ND, in the 1957/58 season. He was unfortunate that his career coincided with the emergence of Tom Puna, another off spinner who was to become one of ND's greatest spinners.

Des Ferrow continued to play District Association cricket for Bay of Plenty for several seasons. In a Hawke Cup challenge against Nelson in 1963/64 he bowled a marathon 56 overs, taking 3/167. (ND Life Member Ian Leggat scored a century for Nelson in that game).

Des Ferrow played 4 games for ND. He took 9 wickets at an average of 24.44, with best figures 4/50 against Auckland.

Graeme Maxwell Tarr

20/11/36 – 8/12/20

Graeme Tarr made his debut for Northern Districts in 1957/58. The previous season he had impressed in a Hawke Cup challenge, scoring 67 for Thames Valley against a Waikato bowling attack that included Allen Lissette, Tom Puna, and Don Clarke.

Tarr represented Northern Districts in eight first class games in the 1957/58 and 1958/59 seasons. He top scored with 38 in a low scoring game against Canterbury in his second game, but had little success in his other innings. Because of illness he did not bat at all in one of his games.

Though little used by ND (he bowled only 7 overs, taking 1 wicket), Tarr also enjoyed success with his left arm spin at District Association level. In one game for Thames Valley against Taranaki in 1957/58 he took 6/34.


Alan Whimp

20/02/34 – 26/07/21

Alan became involved in coaching through his teaching (he was a primary school Principal) and was one of the first coaches to become qualified as a Level 3 coach. Previously he had been a well performed opening bowler at DA rep level for King Country and Thames Valley.

He became involved at ND level when he became a member of the ND Junior Advisory Board and served on that board for over 20 years. This influential body administered all age group cricket in ND during the amateur era and during the transition to professional cricket in the early 2000's.

Alan was appointed Director of Coaching at ND in 1989 and filled this role until 1996. In that role he trained hundreds of NZC Level 1 and Level 2 coaches throughout ND. His courses were so highly regarded that NZC seconded him to run Level 2 courses in other MAs, recognising that some MAs had no one of his calibre to run their courses.



Northern Districts life member Alan Whimp.

Alan had a great affinity with young players, he always made them enjoy playing and practising and his teaching experience meant he understood what young people needed in the way of encouragement and support. He ran school holiday coaching camps for many years and hundreds of young players benefited from these.

In late 1995 his wife Jan suffered a serious stroke and became wheelchair bound. Alan resigned his ND role but continued in a more localized role as head of coaching for Counties-Manukau Cricket. He also continued to contribute his knowledge as an ND Age Group selector, manager of numerous ND age group teams, and at coaching courses.

Given his own playing background he especially enjoyed working with young pace bowlers and future internationals like Daryl Tuffey and Ian Butler benefited hugely from his support

Even into his 80s his advice was still being sought and appreciated by young players.

In 2004 ND Cricket recognised his service by awarding him Life Membership. And in 2008 NZ Cricket recognized the extent of his influence by awarding him the Bert Sutcliffe Medal, their supreme award for outstanding contribution to NZ cricket.

Alan will be fondly remembered by hundreds of players and coaches throughout ND. In my time there has been no more respected or popular person in ND cricket than Alan Whimp. From a personal point of view, it was Alan who got me involved in coaching ND teams and in helping him to run the Level 2 courses and holiday camps. It prepared me for a similar transition from teaching to cricket. And I spent many pleasant hours sharing his humour and astute observations on players and the game. Like many others I will miss him, especially when next season rolls around, and he will no longer be at ND games.

FAREWELLS



Pat
Malcon

NDCA Chair
of Selectors -
Male Programme

2020/21 saw the end of the careers of some of Northern Districts's most distinguished players.

Anton Devcich

Anton Devcich's career extended over the 17 seasons from 2004/05 to 2020/21. He also debuted at age 19. Across the formats Anton appeared in 235 games for ND (53 first class, 73 List A, 109 T20s). He scored almost 7,000 runs, including 6 centuries, took 155 wickets and exactly 100 catches.

Anton's career coincided with the increased profile of white ball cricket, and especially the advent of T20 competitions worldwide. He came to be regarded as one of the best white ball players on the NZ domestic scene with his aggressive top order batting and useful slow left arm bowling. He was rewarded with selection for the BLACKCAPS in 12 ODIs and 4 T20s. He was in demand overseas as well, playing in a number of overseas leagues – from the Big Bash in Australia, to the Caribbean and Pakistan, and even in Ireland, Hong Kong, and Canada.

BJ Watling

Widely acknowledged as one of the world's top wicketkeeper batsmen, BJ retired from all cricket following the BLACKCAPS world test championship triumph in June. He played 75 tests for NZ, scoring 3,790 runs at an average of 37 [including 8 centuries] and taking 267 catches and 8 stumpings.

BJ's career with Northern Districts spanned 17 seasons, from his debut as a 19-year-old in 2004 until 2021. In all formats BJ played 243 games for ND [91 first class, 90 List A, 62 T20s]. In those games he scored almost 10,000 runs, including 16 centuries, and achieved 265 dismissals.

A massive statistical contribution to ND cricket. But BJ made an equally massive contribution to the team's attitude and morale. A true competitor and one who always set high standards and expected that of others.

Dean Brownlie

Dean grew up and played his early cricket in Perth, Western Australia. Qualifying to play for NZ through his NZ born father, Dean moved to NZ in 2009 to play for Canterbury. He relocated to ND in 2014/15 and over the next 7 seasons played 33 first class, 51 List A, and 54 T20 games for ND.

Across the formats he scored just over 5,000 runs, with 8 centuries. He also took 106 catches. He also earned a reputation as an astute captain in recent seasons.

Dean played 14 tests, 16 ODIs, and 5 International T20s for the BLACKCAPS. His career highlight was a test century against a powerful South African pace bowling attack (Steyn, Philander, Morkel, Kallis) at Newlands, Cape Town in 2013.



BJ Watling celebrates another century. Fourth day, second test, ANZ Cricket Test series, New Zealand BLACKCAPS v Sri Lanka, 06 January 2015, Basin Reserve, Wellington, New Zealand.

*Photo: John Cowpland
www.photosport.co.nz*

Felicity Leydon-Davis

It was announced earlier in the year that Felicity Leydon-Davis won't be retiring, but she is moving on. After representing Northern Districts for many years, Felicity has been selected by Otago Cricket to represent the Otago Sparks in the upcoming 2021/22 season.

Felicity played 86 List A (one day) games for the Spirit. In these she scored 1645 runs at an average of 28.36 and took 73 wickets at an average of 28.68. She is the 4th highest run scorer for the Spirit after Nicola Browne, Natalie Dodd, and Katie Gurrey. She scored 2 centuries – 131no v Canterbury in 2018/19 and 124 v Auckland in 2019/20. She is the second highest wicket taker, headed only by the great Nicola Browne. Her best bowling figures were 5/18 v Canterbury in 2013/14.

She played 72 T20 games for the Spirit. In these she scored 723 runs at 16.06, highest score 51. She took 32 wickets at 42.59 with an economy rate of 7.34 and best figures of 3/21. She holds the records of most matches and most wickets for the Spirit in the shorter format.

James Baker

James Baker made his debut for ND in 2010/11 and went on to play 10 seasons for ND. In 76 first class games for ND he took 201 wickets at an average of 29. He took over 30 wickets in a first class season three times, and he had 7 five wicket bags.

His strength as a pace bowler was his mastery of line and length. He consistently bowled in the channel just outside off stump. His height and strong physique gave him more bounce and pace than the batsman often expected.

No histrionics or petulance, always good humoured and positive, always giving 100%. He gave his career the best possible finale with a 5-wicket bag v Otago in his last bowling spell, also joining an exclusive group of only seven players to achieve the 200 wicket milestone for ND in first class matches.

TOURNAMENTS & COMPETITIONS

SKYCITY HAMILTON

NORTHERN PREMIER LEAGUE



Ian
Sandbrook
Talent Manager

The SkyCity Hamilton Northern Premier League (NPL) entered its fifth season and it was one that was unfortunately heavily impacted by both weather and an Auckland lockdown.

The T20 gala day held on January 31st at Bledisloe Park, Pukekohe was in fact the only full day of cricket for the NPL season in 2020-21.

The day started with wins to Power over Sonic and Velocity over Galaxy in the first round of matches. Notable performance in these matches included; Kate Anderson of the Power scoring 32 off 23 balls with the bat whilst both Carys Aveyard and Nensi Patel of the Power took 2-15 off their 4 overs. Georgina Harris of the Sonic took 1-6 from her two overs whilst Ella Farrell top scored with 20 for the Sonic.

Alisha Rout kicked off the Velocity's day scoring 38 from 34 balls and also taking 2 for 6 from her 2 overs with the ball. For the Galaxy both Eimear Richardson and Dayle Anderson were impressive with the ball both taking 3-9 from their 3 overs.

In the afternoons games Power defeated Velocity while Galaxy held off Sonic for the win. Notable performances in these matches included; Nensi Patel of the Power backed up here 2 for 11 off 3 overs with the ball to also score a not out 22 from 18 balls in the chase. Makayla Templeton of the Galaxy provided the innings for the day with a very exciting 59 off 50 balls not out. Eimear Richardson of the Galaxy also chipped in with 40 off 25 balls in a great partnership with Makayla. Ella Farrell of the Sonic took 3 for 18 off her 4 overs while Ruby Makeham of the Galaxy took 4 for 20 off her 4 overs.

At the completion of the day it was the Power who finished undefeated and took out the 2020/21 SkyCity Hamilton Northern Premier League T20 Champions Trophy.

The SkyCity Hamilton NPL continues to provide an excellent opportunity for players of all abilities and ranges to play in an inclusive environment and to improve their game play and tactical awareness.



Eimear Richardson,
Dream 11 Super
Smash, Northern
Spirit v Auckland
Hearts. Pride Round
at Seddon Park,
Hamilton. Friday 29th
January 2021.

© Photo: Bruce Lim /
www.photosport.nz



TOURNAMENTS & COMPETITIONS

UNDER-19 WOMEN



Ian
Sandbrook
Talent Manager

Team

Makalya Templeton (Northland)
Nensi Patel (Bay of Plenty)
Aria Mischewski (Waikato Valley)
Georgina Harris (Hamilton)
Kayley Knight (Poverty Bay)
Emma Baker (Hamilton)
Rubi Perano (Poverty Bay)
Erin Hunt (Waikato Valley)
Carys Aveyard (Waikato Valley)
Tash Wakelin (Bay of Plenty)
Sarah-Jane Stone (Bay of Plenty)
Eve Wolland (Waikato Valley)
Grace Levy (Poverty Bay)

Coach

Brett Sorrenson

Assistant Coach/Manager

Rob Nicol

Event

National Tournament – Lincoln, January 6-12

This was an extremely encouraging tournament with many positives for this talented group of players. The team finished a creditable 3rd overall but it was the contribution and development of all players across the squad that was most pleasing. This is especially encouraging in the context of how we seek to challenge players in different roles and scenarios throughout the tournament. This often means players are outside their comfort zone but this was embraced fully by the group. We continue to see improved skill execution and tactical understanding which is creating greater player depth within the region.

The team was expertly coached and lead by Brett Sorrenson with the outstanding support of ND Performance & Talent Coach, Rob Nicol. These two excellent young coaches did a fantastic job in creating a quality learning environment for all the players involved.

It was also brilliant to see five ND players named in a NZ U19 Squad for internal fixtures later in the summer - Makayla Templeton, Nensi Patel, Kayley Knight, Georgina Harris and Lucy Boucher – and four of these athletes also playing for the Spirit over the summer.

As our player depth continues to build in the female game, it's important we continue to grow the competitive playing opportunities for these talented players coming through.

TOURNAMENTS & COMPETITIONS

SPLICE CONSTRUCTION

UNDER-19 MEN



Ian
Sandbrook
Talent Manager



Team

Jacob Parker (Hamilton)
Tim Pringle (Bay of Plenty)
Thomas Bradburn (Waikato Valley)
Alex Wilton (Waikato Valley)
Niven Dovey (Bay of Plenty)
Leon Marconi (Counties-Manukau)
Marcel Marconi (Counties-Manukau)
Nathan Parkes (Northland)
Luke Trigg (Northland)
Kuwyn Price (Hamilton)
Payton Spencer (Hamilton)
Michael Lanting (Hamilton)
Shiv Achary (Hamilton)
Banroj Sidhu (Waikato Valley)

Coaches

Charles Williams & Ramesh Subasinghe

Event

National Tournament – Lincoln, December 4-12, 2019

This was a tournament of significant learning experiences for a largely younger group of players, 8 of which will be back at this level next year. Our aim at this level is to prioritise individual development through exposing our players to a range of roles and match situations which is often in contrast to the other teams in this tournament. Even though we still aim to win every match, this approach can sometimes lesson our chances, but it provides us with a far better understanding of the progress, attitude and adaptability of our players that is so crucial to future success.

With this in mind, there were some very good team and individual performances throughout the tournament, but also mixed with some disappointing performances. Our 5th placing reflected this inconsistency and highlighted that our execution of skills under pressure needed work. However, this also allowed players to clearly identify key areas for improvement if they're to progress as cricketers.

We were also able to introduce our new 'co-coach' model for this team with Charles Williams and Ramesh Subasinghe providing an excellent environment for this group of players. The co-coach model provides significant benefits to the players during the tournament, but also underlines our commitment to developing promising coaches in the region. This is a model we will look to expand into all our age-group sides in coming seasons.

We have to continue to provide opportunities to challenge players at this age and help bridge the gap into the professional ranks. We were pleased to offer an extended playing programme this season, with an ND U19 team playing in the Brian Dunning T20 Tournament in Taupo which provided excellent preparation for the national tournament and further opportunities for our best young players to test themselves against quality senior opponents.

TOURNAMENTS & COMPETITIONS

DA REP TOURNAMENTS



Keith
Vincent

Competition
& Tournament
Manager

Junior Secondary Boys

The junior secondary boys tournament was held in Gisborne as the Harry Barker Reserve played host to the eight sides from November 30 – December 4.

The first two days consisted of a T20 round robin and finals competition, before days 3-5 switched to a 50-over knockout competition.

Weather intervened with the second day of the T20 competition with only three of the pool games being able to be completed across the first two days. Therefore, no final was able to be completed. Bay of Plenty Coastlands and Waikato Valley were top of their respective pools with three wins each and shared the T20 title.

The weather improved on Day 3 and a switch of formats to 50 overs.

Bay of Plenty Coastlands continued their form making their way to the final with victories over Poverty Bay and Northland to play Counties-Manukau who won their fixtures against Waikato Valley and Hamilton. Coastlands showed their class over the week with a victory in the final by 91 runs

Senior Secondary Boys

The Senior Secondary Tournament took place in Rotorua from December 14-18.

The eight teams followed the same format as the Junior Secondary boys tournament, with two days of T20 Cricket with Days 3-5 a 50-over knockout competition.

In the T20 portion of the tournament, Waikato Valley and Northland showed their skills in the short format by winning all three games in their respective pools. Northland set a competitive 134 for victory in the final, which proved too much for the Waikato Valley chase ending up 52 runs short.

In the 50 over format the final was played between the Northern Districts Invitational side and Bay of Plenty Coastlands. The ND Invitational side beat both T20 finalists (Northland and Waikato Valley) on their way to the final, with Coastlands beating Poverty Bay and Counties-Manukau.

Chasing 134 for victory, Bay of Plenty coastlands completed an efficient chase winning by 8 wickets with 10 overs to spare.



CricHQ Scorecards



CricHQ Scorecards

Junior Secondary Girls

Kaipara Flats in Northland hosted the latest edition of the Junior Girls Tournament held on November 20-30. Like the previous year, North Harbour replaced Poverty Bay as the sixth team.

The format was five 15-over games across two days. The first day was hampered with rain but this did not stop the teams completing all three games with day two proving to be better weather wise in allowing the two games to be completed. At the end of the tournament, Northland, Waikato Valley and North Harbour topped the table with four wins and one loss.

Northland Cricket and Kaipara Flats CC once again hosted a great weekend of cricket for the most promising year 9-10 female cricketers in the Northern Districts region on November 29-30, 2020.

Five District Associations were represented and with Poverty Bay unable to attend, North Harbour were able to send an invitation team. Each team had five fifteen-over games across the two days, which had rules that allowed for maximum participation and enjoyment; something we believe is crucial at this stage of our young players' development. Pushing the tournament back to the end of November helped as there were five rounds of cricket played between the teams with some fantastic cricket on display. At the end of the five rounds there were three teams with four wins and one loss from the five rounds. These teams were Northland, Waikato Valley and North Harbour.

Senior Secondary Girls

John Kerkhoff Park in Cambridge (Waikato Valley) hosted the Secondary School Girls Tournament from December 16-18.

With a team representing each of the six District Associations, teams played four T20 matches over the first two days, before playing a 30-over match on the final day of the tournament. Unlike last year, the tournament was fortunate with great weather in getting all five games completed.

At the end of the five games, three teams were equal on points with the winner of the tournament coming down to net run rate. Waikato Valley (2.8) were crowned winners by the slimmest of margins over Northland (2.5) and Poverty Bay (2.0). Makayla Templeton was the standout player of the tournament with 298 runs at an average of 99 with one hundred and two fifties.



CricHQ Scorecards



CricHQ Scorecards

TOURNAMENTS & COMPETITIONS

NZC NATIONALS



Keith
Vincent

Competition
& Tournament
Manager

Primary Cup (Boys)

Marian Catholic School (Hamilton) finished fourth at the ANZ National Primary School Cup in Palmerston North from November 16-18.

Marian finished the tournament with two wins and three losses.

Tournament results

- *Marian Catholic 122/7 (J Botherway 71*) lost to Saint Kentigern 180/5 by 58 runs*
- *Marian Catholic 24/0 defeated Queenstown primary 23/8 (J Benefield 3/6) by 8 wickets*
- *Marian Catholic 115/8 lost to Waihi School 156/2 by 41 runs*
- *Marian Catholic 106/3 (B Hennessy 35*, J Benefield 32) lost to Hereworth School by 5 wickets*
- *Marian Catholic 75/3 (J Hay 38) Defeated Raroa Normal 74/2 by 5 wickets*

Primary Shield (Girls)

Tauranga intermediate finished fourth at the ANZ National Primary School Shield in Palmerston North from November 18-20

Tauranga started the tournament with two wins against Tawa and Balmacewen Intermediate before losing the next three games.

Tournament results

- *Tauranga Intermediate 108/3 (M Keane 35) defeated Tawa Intermediate 107/7 by 5 wickets*
- *Tauranga Intermediate 111/3 (S Macken 28*) Defeated Balmacewen intermediate 110/2 by 5 wickets*
- *Tauranga Intermediate 71/8 lost to St Matthews Collegiate 101/6 by 30 runs*
- *Tauranga Intermediate 45/6 lost to Heaton Intermediate 119/8 by 74 runs*
- *Tauranga Intermediate 31/8 lost to Remuera intermediate 87/8 by 56 runs*

Gillette Cup Venus (Girls)

Tauranga Girls College Finished fourth in the Gillette Venus Cup Nationals in Palmerston North from 11-13 December.

Nensi Patel was the outstanding contributor for Tauranga Girls with 182 runs with the bat and 11 wickets. Nensi Patel was named player of the tournament for her outstanding performances

Tournament results

- *Tauranga Girls 90/3 lost to St Matthews Collegiate 91/4 by 6 wickets*
- *Tauranga Girls 133/3 (N Patel 86*) Defeated Takapuna Grammar 116/6 by 17 runs*
- *Tauranga Girls 124/3 (N Patel 45, E Archer 31*) defeated St Hilda's Collegiate 111/9 by 13 runs*
- *Tauranga Girls 62/10 lost to Christchurch Girls 124/5 by 62 runs*
- *Tauranga Girls 58/9 lost to Hutt Valley 59/6 by 4 wickets*
- *THIRD/FOURTH PLAY-OFF Tauranga Girls 71/10 lost to Hutt valley 130/5 by 5 wickets*

Gillette Cup Boys

Hamilton Boys High finished fourth in the Gillette Cup Nationals in Lincoln, Christchurch from 10-14 December.

Jacob Parker was the tournament's top run scorer with 308 runs from 5 matches including an impressive 160. Payton Spencer and Banroj Sidhu were the best performed bowlers with 10 and 9 wickets.

Tournament results

- *Hamilton Boys 201/10 (B Hayman 71, G Chaplow 59*) lost to Wellington College 302/8 (P Spencer 3/48, B Sidhu 3/52) by 101 runs*
- *Hamilton Boys 349/5 (J Parker 160, E O'Donoghue 66) defeated Otago Boys 249/9 by 100 runs*
- *Hamilton Boys 268/4 (J Parker 96) lost to Christchurch Boys 271/5 by 5 wickets*
- *Hamilton Boys 256/10 (B Hayman 74, G Reeves 53) Defeated Westlake Boys 119/10 (P Spencer 4/26) by 137 runs*
- *Hamilton Boys 138/10 (E O'Donoghue 50) lost to New Plymouth Boys 139/6 by 4 wickets*

Junior Secondary School Boys Finals

Tauranga Boys finished sixth at the national finals in Palmerston North, March 22-26. Luke Scrimgeour was the top run scorer for Tauranga Boys with 160.

Tournament results

- *Tauranga Boys 133/10 (L Scrimgeour 39) lost to John McGlashan College 153/9 by 20 runs*
- *Tauranga Boys 184/6 (L Scrimgeour 48) lost to St Patricks College Silverstream 187/6 (B Robertson 5/24) by 4 wickets*
- *Tauranga Boys 102/10 lost to Auckland Grammar 106/4 by 6 wickets*
- *Tauranga Boys 155/10 (L Scrimgeour 36) lost to Christ's College 181/8 by 26 runs*
- *Tauranga Boys 144/8 (D Henderson 45) lost to Napier Boys High 148/8 by 2 wickets*

TOURNAMENTS & COMPETITIONS

NDCA REGIONAL QUALIFIERS



Keith
Vincent

Competition
& Tournament
Manager

ANZ Primary Shield

The tournament was held in Tauranga March 28-30. This tournament was heavily affected by weather as one round of five was played due to the rain/inclement weather. The teams will reconvene at the start of the new season to find a winner before the national tournament in November



CricHQ Scorecards

ANZ Primary Cup

This tournament was held in Cambridge at John Kerkhof Park and followed a similar trend to the Primary Shield with one round of five being played due to the rain/weather that was had during the tournament. The teams will reconvene at the start of the new season to find a winner before the national tournament in November

Junior Secondary Boys

The tournament was due to be held in Counties-Manukau on March 1-5, this was postponed due to Covid 19 weeklong lockdown in Auckland. This competition was rearranged to be a knockout competition between the 6 teams. the final was played between Tauranga Boys' College and Hamilton Boys' High, this game was played under lights at Bay oval. Tauranga Boys' proving to be the winners beating Hamilton Boys' High by 42 runs. Tauranga Boys' were the ND representatives at the national tournament during summer sports week March 2021.



CricHQ Scorecards

NZC Gillette Venus Cup

The tournament was held in Counties-Manukau during summer sports week March 22-24, 2021.

One of the more competitive tournaments in recent history. Going into the fifth and final round there was the opportunity to have five teams equal on top with three victories each. Gisborne Girls' High and Waikato Diocesan were in the pole position with three wins and one loss. The final day saw Gisborne Girls' win their game against Whangārei Girls' and with Waikato Diocesan losing their fixture to Morrinsville College. Gisborne Girls' won the ND title and the representative at the national tournament in December.



CricHQ Scorecards

NZ Gillette Cup

The tournament was held at Jansen Park, Hamilton during summer sports week March 22-24, 2021.

The tournament comprised of eight teams in two pools of four. Round robin fixtures were played to determine the final(s) day and placings.

Hamilton Boys high were undefeated in Pool A with wins over Mount Maunganui College, Whangārei Boys' High, and St Peter's School Cambridge.



CricHQ Scorecards

TOURNAMENTS & COMPETITIONS

DA SENIOR



Keith
Vincent

Competition
& Tournament
Manager

Fergus Hickey Rosebowl

Batter	Runs	Avg
Taylor Bettelheim (BOPCA)	351	117
Bharat Popli (BOPCA)	316	79
Sam Varcoe (CMCA)	257	42.83

Bowler	Wickets	Avg
Peter Drysdale (BOPCA)	14	15.57
Freddy Walker (HCA)	13	16
Tim Pringle (HCA)	13	26.77

Points Table	
BOPCA	33
NCA	28
WVCA	22
HCA	21
CMCA	14



CricHQ Scorecards

Round 1

Northland vs Hamilton – Cobham Oval

The first fixture of the season was heavily affected by the weather with only 87 overs of play possible across the two days. There was no shortage of action as Northland won the toss and elected to bat. The Hamilton bowlers got into their work to bowl Northland out for 127 off 57 overs. Cooper Rowell (4/33) and Freddy Walker (3/26) getting the rewards for Hamilton. The Northland bowlers were up to the challenge of defending 127 and were only two wickets away from completing a first innings victory with Hamilton finishing 93/8 with their turn at bat with Ben Hyde claiming 4/34.

Counties-Manukau vs Waikato Valley – Weymouth Oval

Waikato Valley dominated this encounter with Counties-Manukau but were unable to get first innings points as Counties held on for a draw. Waikato Valley batted first and amassed 302/7 declared with Dillon Kelliher (75) and Jake Gibson (91) the shining highlights with the bat. Hayden Dickson was the most effective with the ball taking 3/30. With 123 overs to gain first innings points Counties-Manukau were never in the hunt as Waikato Valley took wickets at consistent intervals leaving Counties-Manukau 169/8 with 30 overs left to play. The 9th wicket batted for 27 overs leaving the 10th wicket partnership to survive the last 3 overs. Leon Marconi proving to be a thorn to WVCA with 56* off 190 Balls. Stephen Sintern-Tate (4/68) and Jake Gibson (3/47) the most impressive of the Waikato Valley bowlers.

Results

- Northland 127/10 (C Page 37, C Rowell 4/33) drew with Hamilton 93/8 (B Hyde 4/34)
- Waikato Valley 302/7 dec (D Kelliher 75, J Gibson 91, H Dickson 3/30) Drew with Counties-Manukau 235/9 (M Marconi 53, L Marconi 56*, S Sintern Tate 4/68, J Gibson 3/47)
- Bay of Plenty - Bye

Round 2

Hamilton vs Counties-Manukau – Galloway Park

Counties-Manukau won the toss and could only make 106 in their first innings, Jeet Raval (33) and Sandeep Patel (36) providing any resistance. Off spinner Joe Walker claiming 5/33 with the ball. Hamilton gained first innings points 4 wickets down and declared their innings on 200 with Anton Devcich (89) the top run scorer. Hamilton applied the pressure in the second innings to try and force an outright victory. Counties-Manukau proved to be tougher in their second turn at bat with captain Sam Varcoe scoring 116 to lead counties to 276. This left Hamilton an improbable chase with 182 off 16 overs. Hamilton gave it a push but had to settle for first innings.

Bay of Plenty vs Northland – Tauranga Domain

There were plenty of batting highlights at the Tauranga Domain with plenty of NZ and ND representatives playing. Northland won the toss and elected to bat into Day 2 (114 Overs) to amass a large total of 350. Henry Cooper (116) and Thorn Parkes (53) the main contributors. Pete Drysdale claimed the best figure for BOP with 3/53, Brett Hampton, Chris Atkinson and Neil Wagner claiming two wickets a piece. In reply BOP were 100/4 but Dean Brownlie (94) and Brett Hampton (94) resurrected the Bay of Plenty innings to turn the momentum in their favour. Ben Pomare (77) batting at 8 joined Hampton in taking Bay of Plenty over the line and gaining first innings points.

Results

- Counties Manukau 106/10 (J Walker 5/33) & 276/10 (S Varcoe 116, S Patel 48, F Walker 5/44) lost on First Innings vs Hamilton 200/8 dec (A Devcich 89, S Patel 4/27) & 106/5
- Northland 350/10 (H Cooper 116, T Parkes 53, P Drysdale 3/53) lost on first innings vs Bay of Plenty 352/8 (D Brownlie 94, B Hampton 94, B Pomare 77, B Randell 4/64)
- Waikato Valley - Bye

Round 3

Hamilton vs Bay of Plenty – St Pauls Collegiate

Bay of Plenty batted first with Taylor Bettelhiem showing plenty of patience in scoring 133 of 269 balls. The Bay opener's century was his third in just twelve Bay of Plenty representative matches.

Bay of Plenty batted into the second day before being dismissed for 319. Skipper Ben Pomare was there at the conclusion of the Bay of Plenty innings with an unbeaten 34, with Joe Carter contributing a useful 31 runs.

Hamilton made a solid start and were up with the required run rate for much of their innings, with their number three Sajith Dhambagolla, posting their sides top score of 73 runs. Tim Pringle worked his magic with the ball and was rewarded with six wickets at a cost of 48 runs, as Hamilton were dismissed for 260.

Northland vs Waikato Valley – Cobham Oval

Northland played host to Waikato Valley and made the visitors work hard throughout the two days. Waikato Valley batted first and could only make 165, Josh Cunis was the pick of the

Northland bowlers with 6/24 in dismantling the Waikato Valley side. In reply, Northland batted with plenty of patience in scoring 251/9, Ben Hyde (53) and Fletcher Coutts (74) scoring the runs to ensure a first innings victory.

Results

- *Bay of Plenty 319/10 (T Bettelhiem 133) won of First innings vs Hamilton 260/10 (S Dhambagolla 73, P Boccock 48, T Pringle 6/48)*
- *Waikato Valley 165/10 (D Stewart 40, J Cunis 6/24) & 72/1 lost on first Innings to Northland 251/9 dec (B Hyde 53, F Coutts 74, Z Gibson 3/51, S Sistern-Tate 3/48)*
- *Counties-Manukau - Bye*

Round 4

Bay of Plenty vs Waikato Valley – Blake Park

Waikato Valley grabbed first innings points with 5 overs to spare on the second day's play as the top order in each side scored plenty of runs on a flat wicket at Blake Park. Bay of Plenty declared their innings on 401/4 with Taylor Bettelhiem continuing his great form in the Fergus Hickey competition scoring an unbeaten 211, Bharat Popli assisted in scoring 81. Waikato Valley started cautiously in their pursuit of 401 with James Field (129) and Campbell Child (86) laying the foundation of the chase. Waikato Valley needed 202 runs in the final session to secure an improbable first innings victory, this was reduced to 112 to get in the last hour (17 hours). Danyln Stewart provided the spark scoring 62 off 30 balls to chase down the target for Waikato Valley

Counties-Manukau vs Northland – Weymouth Oval

Sandeep Patel's maiden representative century hasn't been quite enough to get Counties-Manukau first innings points in their match against Northland.

Having won the toss and decided to bat first at Mountfort Park, Counties-Manukau made a good fist of things, scoring 362/9 off 100 overs. Patel scored 118 to power the home side's innings. He was ably assisted by openers Sam Varcoe (61) and Aue Parima (76) as well as 46 from first drop Luke Williamson.

In reply, Northland were able to string together partnerships as they chipped away at the Counties-Manukau target with three batters making half centuries Todd Beehre (73), Sam Sweeney (64) and Nathan Parkes (52*). Northland got to themselves to 345/9 – needing a further 18 runs with their last two batsmen at the crease.

Nathan Parkes and Josh Cunis calmly got their side to the target to earn first innings points in a tight affair

Results

- *Bay of Plenty 401/4 (T Bettelhiem 211*, B Popli 81) lost on of First innings vs Waikato Valley 402/5 (J Field 129, C Child 86, C Swanson 73, D Stewart 62, P Drysdale 3/72)*
- *Counties-Manukau 362/9 (S Patel 118, A Parima 76, S Varcoe 61, J Cunis 3/77) lost on First Innings vs Northland 363/9 (T Beehre 73, S Sweeney 64, N Parkes 52*, C Hardwick 4/63)*
- *Hamilton - Bye*

Round 5

Hamilton vs Waikato Valley

Abandoned due to rain/weather.

Bay of Plenty vs Counties-Manukau – Te Puke Domain

This fixture was rearranged to be a week later due to Covid 19 and Auckland going into a weeklong lockdown. The pressure was on Bay of Plenty for this fixture as they trailed Northland in the competition standings, a first innings victory would ensure that Bay of Plenty would win the Fergus Hickey title for the 17th occasion.

Bay of Plenty won the toss, elected to bat, and never looked back. For the second game in a row, they compiled 400+ in the first innings. Bharat Popli and Blair McKenzie took centre stage as they amassed a third wicket partnership of 269. Popli was dismissed for 191, while McKenzie continued the same form to score 165 with BOP eventually declaring 445/6. In reply it was Sam Varcoe who led from the front for Counties-Manukau in what has been a consistent theme for the travelling side. Varcoe (54) and Katene Clarke (45) were the main run scorers as they could only reach 206 in reply. Spinners Tim Pringle (3/66) and Peter Drysdale (5/42) doing the damage for the home side. Bay of Plenty pushed for an outright but could not complete it as Counties-Manukau held resolute in finishing the day 143/7.

The first innings result was enough to make Bay of Plenty the winners of the Fergus Hickey title.

Results

- *Hamilton vs Waikato Valley – Abandoned due to weather*
- *Bay of Plenty 445/6 (B Popli 191, B McKenzie 165*, J Naylor 4/76) won on First Innings vs Counties-Manukau 206/10 (S Varcoe 54, K Clarke 45, T Pringle 3/66, P Drysdale 5/42) & 143/7 (K Clarke 48, T Pringle 3/39)*
- *Northland - Bye*

Brian Dunning Trophy

Batter	Runs	Avg
Sam Varcoe (CMCA)	184	61.33
Josh Brown (HCA)	183	36.60
Neal Parlane (NCA)	176	88

Bowler	Wickets	Avg
Michael Schofield (CMCA)	12	10.25
Zak Gibson (WVCA)	10	14.9
Elliot Santner (HCA)	8	16

Points Table

NCA	20
CMCA	16
WVCA	8
BOPCA	8
HCA	8
ND U19	0



CricHQ Scorecards

The tournament was held once again at Owen Delany Park in Taupo. Northern Districts U19 replaced Poverty Bay at the tournament this year and proved to be a tough opposition for all District Associations.

Northland proved to be the form team of the tournament winning all 5 fixtures to annex the Brian Dunning trophy for the second year in a row. Three centuries were scored across the three days, one each for Sam Varcoe (Counties-Manukau), Josh Brown (Hamilton) and Neal Parlane (Northland).

Round 1

- *Northland 121/6 Beat Northern Districts U19 119/8 by 2 wickets*
- *Hamilton 189/6 beat Waikato Valley 187/7 by 2 runs*
- *Bay of plenty 139/8 lost to Counties-Manukau 141/2 by 8 wickets*

Round 2

- *Northern Districts U19 127/10 lost to Counties 128/5 by five wickets*
- *Bay of Plenty 145/8 lost to Waikato Valley 148/5 by 5 wickets*
- *Northland 200/6 beat hamilton 167/6 by 40 runs*

Round 3

- *Hamilton 138/10 beat ND Northern Districts U19 130/9 by 8 runs*
- *Bay of Plenty 154/7 lost to Northland 155/2 by 8 wickets*
- *Counties-Manukau 168/9 beat Waikato Valley by 1 run*

Round 4

This round was affected by weather; all results were determined by Duckworth Lewis Method.

- *Northern Districts U19 43/3 lost to Waikato Valley 180/9 by 137 runs*
- *Northland 210/5 beat Counties-Manukau 70/2 by 33 runs*
- *Hamilton 23/5 lost to Bay of Plenty 146/9 by 123 runs*

Round 5

- *Bay of Plenty 141/5 beat Northern Districts U19 140/5 by 5 wickets*
- *Counties-Manukau 220/5 beat Hamilton 170/9 by 50 runs*
- *Northland 148/9 beat Waikato Valley 140/6 by 8 runs*

Basil McBurney Trophy

Batter	Runs	Avg
Michael Mitchell (BOPCA)	289	96.33
Leon Marconi (CMCA)	193	193
Ruben Clinton	163	54.33

Bowler	Wickets	Avg
Finn Dempsey (BOPCA)	8	11
Nick Farrell (HCA)	6	5.5
Troy Mitchell (HCA)	6	8.33

Points Table	
BOPCA	9
HCA	6
NCA	3
CMCA	0



CricHQ Scorecards

Four districts took part in the 2020-21 Basil McBurney with Bay of Plenty going through the competition unbeaten to win the competition for the third time in four years. The Basil McBurney continues to be an important step in the District Association pathway as players transition from schoolboy reps into district men's competitions.

Round 1

Hamilton travelled to Kaipara Flats to face off with Northland. Northland were dismissed for 113 with Nathan Condon top scoring with 23. Troy Mitchell was the pick of the bowlers for Hamilton taking 4-25 off his 10 overs. Hamilton made comfortable work of the chase, reaching the target for the loss of only 3 wickets. Sajith Dharmbagolla top scored with 32 not out.

Counties-Manukau travelled to Mount Maunganui to play Bay of Plenty at the Bay Oval. Counties-Manukau posted 192 in the first innings with Louis Anderson top scoring with a patient 50 not out. Bay of Plenty cruised to victory with the loss of only 4 wickets. Bay of Plenty opening batsmen Michael Mitchell anchored the Bay of Plenty innings with a composed 94 not out

Round 2

Northland and Counties-Manukau squared off in round two, with Northland posting a very competitive 271 all out in the first innings. Tom Lovegrove was top scorer with a quick fire 73 runs off 60 balls. Dhruvit Patel was the pick of the Counties-Manukau bowlers with 5-56 off 8 overs. Northland keep the pressure on the Counties-Manukau batting line up, eventually dismissing the visiting side for 208 to take a 65-run victory.

Hamilton hosted Bay of Plenty at Galloway Oval, with Bay of Plenty scrapping their way to a first innings total of 217 all out. Ben Vyver and Michael Mitchell both posted half-centuries (68 & 51 respectively). Cooper Rowell was the top wicket taker for Hamilton with 4-44 off 8 overs. The match was evenly poised for most of the Hamilton innings with Ruben Clinton and Callum Hill both making half-centuries. However, Bay of Plenty leg spinner, Finn Dempsey, took 6 wickets to secure a 21-run victory for the visiting side.

Round 3

Counties-Manukau was the meeting point for Northland and Bay of Plenty as they faced off in round 3. Northland reached a competitive 210/8 off their 50 overs. Brandon Peck was Northlands top scoring with 54. Bay of Plenty's run chase started well with Blair McKenzie (60) and Michael Mitchell (48) putting on 93 for the first wicket. A string of wickets through the later stages of the innings took the match down to the 49 over, with Niven Dovey scoring a quick fire 52 to bring Bay of Plenty home. Pick of the Northland bowlers was Kian Bird with 4 wickets for 38 runs.

Counties-Manukau hosted Hamilton in a very low scoring game. Hamilton made short work of Counties-Manukau, dismissing the home side for only 26 runs. Wickets were shared with Nick Farrell pick of the bowlers for Hamilton with 3 wickets for 5 runs. Hamilton reached the required 27 runs for the loss of 3 wickets in the 15th over.

Round 4 - Finals Round

Bay of Plenty and Hamilton meet at the Bay Oval to contest the competition final. Hamilton won the toss and chose to bat first. Ruben Clinton and Callum Hall continue their good form against Bay of Plenty scoring 78 and 88 respectively to put on 138 for the first wicket. The Bay of Plenty bowlers and fielders continued to apply pressure to restrict the visiting side to 264 all out. Henry Conway was the top bowler for the home side taking 4 wickets for 54 runs. Michael Mitchell continued his rich run of form in the competition with his 96 runs at the top of the order setting up a comfortable Bay of Plenty victory.

Northland batted first posting a strong total of 294 all out which centred around Fletcher Coutts innings of 103 runs. Leon Marconi made a significant contribution with the ball, taking 4 wickets for 56 runs. Marconi was again in the limelight as he backed up his bowling performance to score 115 runs and take Counties-Manukau within a whisker of victory. The match went right down to the wire with the Northland bowlers holding their nerve to secure a 3 run win.

Bay of Plenty vs Northland – Tauranga Domain

There were plenty of batting highlights at the Tauranga Domain with plenty of NZ and ND representatives playing. Northland won the toss and elected to batted into Day 2 (114 Overs) to amass a large total of 350. Henry Cooper (116) and Thorn Parkes (53) the main contributors.

Hawke Cup

Hamilton won the right to challenge for the Hawke Cup in 2020/21 season as the winners of the Zone 1/ND region. The challenger is found via five two-day rounds throughout the calendar year of 2020. Hamilton were the last challengers of the season as they travelled to Napier to take on a strong Hawke's Bay side.

Hawke's Bay won the toss and elected to bowl which proved to be the best decision as the bowlers took wickets regularly to leave Hamilton stunned and bowled out for 113. Liam Dudding was the main destroyer with 5/46 and Jayden Lennox 4/15. Hawke's Bay were cautious and steady in their pursuit of Hamilton's first innings total. They soon passed the total and at 190/3 looked set to put a big score on the board. Hamilton fought back impressively with the ball to bowl Hawke's Bay out for 232 with Nic Farrell (5/46) and Cooper Rowell (4/58) getting the Waikato side back in the game.

The game was now in the hands of the batsmen to try and put a score on the board that they could possibly defend. At 119/6 this was not looking like a possibility, but there was some impressive lower order batting by Jacob Parker (43), Freddy Walker (61) and Josh Brown (53). Hamilton scored 280 to leave Hawke's Bay 162 for outright victory. There was fairy tale 4th innings victory as the Hawke's Bay top order got the total just two wickets down with Brad Wiggins scoring 107* to lock away the trophy for the winter for Hawke's Bay.

The current 2021 calendar to find the next ND challenger has Bay of Plenty and Northland leading the way for the challenge with the points as follows.

Points Table	
BOPCA	24
NCA	19
WVCA	15
CMCA	8
HCA	8

DISTRICT ASSOCIATION OVERVIEW

WAIKATO VALLEY

Simon
Dodds

Chair



We continue to see around the world the impact of the Covid-19 pandemic on all facets of life and recreation, so it was great to get a full season of cricket in, with minimal covid restrictions. We really are very lucky to live in this part of the world.

In the world of Waikato Valley this past season we have seen some very promising signs developing through the region.

On The Park:

Our Fergus Hickey side continued to put in high quality performances and a focus now goes on consistency. With a relatively young side and several players having higher representative experience the next few seasons will carry some lofty expectations. There is a firm belief we can continue improving and hopefully achieve an elusive Hawke Cup challenge soon. The senior men's combined competition between WV/HCA/CMCA continues to provide a high standard of cricket and has provided a much-needed renewed enthusiasm for club cricket in the regions. It is no surprise that our Fergus Hickey side has developed and improved since this amalgamation of these competitions, giving our players a good level of cricket every weekend.

Our Region:

The Waikato Valley region covers from Taumarunui, in the south of the King Country, all the way up to the Coromandel Peninsular, so administering cricket to all our region can prove difficult.

We continued to see great growth in numbers through the delivery of junior cricket throughout the region. We have pockets where cricket numbers are very good. Junior cricket has been successfully re-introduced to the Ngatea/Coromandel area in the last couple of years and we need to remember this is where the cricket journey starts for many players, so momentum must continue there.

This model now needs to be taken to the other areas that have struggled recently.

The Board

The Waikato Valley board has undergone significant changes over this last season, our previous chairman Wayne Aberhart, resigned in April and we have had three new board members join us in the last year. This perceived lack of experience isn't all bad, as the role of the WV board, under the new shared services agreement, has changed drastically from what it used to be.

As we continue to define our role as a DA board and understand our responsibilities in this new model, we will only increase our effectiveness in running our region more efficiently.

On behalf of the WV board, I would like to thank all the coaches, managers and volunteers that helped our teams get on the park throughout the season and we hope to see you all back next year. Thanks also to the ND staff administering cricket to our region, between us all we look forward to the continued growth of cricket in the WV region.

DISTRICT ASSOCIATION OVERVIEW

COUNTIES-MANUKAU

Peter
Zanzottera
Cricket Manager



The 2020/21 season kicked off under a background of uncertainty and, as per everyone else, was very different from previous seasons due to the worldwide Covid Pandemic.

This meant CMCA needed to look at things in new ways and adapt planning accordingly. The first change was the removal of fees for our clubs – we saw this as key for our South Auckland community, given the financial impacts Covid had on so many of the families in our region.

The unique circumstances of the season did not stop CMCA making tangible progress in many of our areas of strategic priority. Some key highlights being:

- Overall player participant growth of 41% from the previous season (as per the official NZC Census).
- Providing new platforms for our wider community to play our games through Business House Leagues and Ethnic Community Competition Initiatives.
- Large growth in Female specific programmes and participants.
- An ever growing and highly regarded in-school delivery programme that saw over 14,000 primary school students experience our game.

Club and individual achievements were to the fore as well:

- Karaka Cricket Club winning the Northern Districts Club of the Year Award.
- Pukekohe Metro Premier side winning all five titles they played for, including the regional Spark Cup competition.
- Brooke Halliday captaining the Spirit and making a successful start to her international career as a WHITE FERN.
- Ish Sodhi, Holly Huddleston (local junior) and Kyle Jamieson (local junior) representing the BLACKCAPS and WHITE FERNS.
- Katene Clarke receiving his first professional contract from Northern Districts.
- John Dempsey and Ash Mehrotra being on the Elite NZC Umpires Panel.
- John Dempsey winning the NDCA Official of the Year Award.
- 10 Current and Former CMCA reps playing at the highest level domestically.

In addition to the above there are so many others who do so much in making CMCA such a proud and thriving cricket community.

Roll on 2021/22!!

DISTRICT ASSOCIATION OVERVIEW

NORTHLAND

Derek
Slatter

Chair



The 2020-21 season was a busy one for the NCA. With hosting the Pakistan test team, Hallyburton Shield, Ford Trophy and Plunket Shield matches, as well as Northland, Premier and Reserve Grade matches, Cobham Club, and junior club/representative fixtures, it meant that Cobham Oval was again, well and truly bursting at the seams with cricket, and the cricket buzz in the community was very good.

Cobham Oval was well managed by NCA staff and by head groundsman, Henry Logan. It was great to see Henry's hard work over the last couple of seasons be rewarded with a job offer to join the Eden Park ground staff.

Although we had a vast amount of international, domestic, representative and club cricket played at Cobham Oval, we obviously still had various junior, youth and senior competitions running, throughout the season. Our junior, youth and senior competitions were well facilitated, and it was pleasing to see cricket being played at numerous grounds, and at varying levels of ability, throughout Northland. It is the NCA's job to continue to find new ways to support junior, youth and senior club cricket and to build on what we have. A major priority are our junior grades. These players are NCA's future so we need to do what we can to build this base so that our youth and senior grades prosper in the future. Hopefully this will have been aided by the BLACKCAPS success and the upcoming NZC BLACKCAPS Mace Tour.

It is vital to acknowledge our volunteer coaches, managers, administrators, and supporters in junior, youth and senior club cricket. It's a tough and at times thankless task for volunteers to coach, manage and administer teams and clubs. There were also several school coordinators that assisted in establishing school coaching programmes and entered teams in various competitions. Their efforts were greatly appreciated. It's difficult to show the NCA's true appreciation of all those volunteers involved in cricket, but we most certainly do.

We have a very good representative programme – both senior and junior. Karl Treiber does a fine job in junior representative cricket, as do the various other junior coaches, managers, selectors, and parents. Karl was awarded an award for Outstanding Contribution and Services to Coaching at the NZC awards dinner. The senior representative coaching staff also do a great job, led by Neal Parlane, and their hard work and expertise is greatly appreciated – it was fantastic to win the Brian Dunning Trophy for a second successive season. Well done to Ben Hyde (captain) and the team. Ben was awarded the trophy for District Association Player of the Year at the Northern Districts Awards Dinner.

We would like to acknowledge and thank the NCA umpires who do a fantastic job. Geoff Ogle, as umpires manager, has a group of dedicated umpires who are there week in week out giving their time to help make cricket better for our players.

Northland Cricket have some very supportive and loyal sponsors, brilliant funders, and fantastic volunteers. Without this support our organisation could not function the way it does. We have a hard working, enthusiastic and very dedicated staff who will continue to strive to make cricket in Northland the best it can be.

DISTRICT ASSOCIATION OVERVIEW

HAMILTON

Dr. Amy
Marfell

Chair



The 2020/21 season was a year in which the HCA continued its partnership with Northern Districts Cricket Association (ND) to support a more 'boots on the ground' approach to growing the game of cricket as a game for all, in the district, and region more broadly as part of the New Zealand Cricket "Strengthen and Adapt" project (evolved from NZC 'One Cricket' project).

Across the community game, the main strategic intent remains to increase the quality and quantity of participant experiences for males and females across all levels including junior, youth/college and senior, and we are pleased to report that highlights for the Association across these aims include:

- Implementation of Sport NZ "Balance is Better" philosophies and participant focused evolution across the junior and youth competitions.
- 2,638 (+18%) registered participants (8% female).
- Over 200 girls and 100 women participating in a modified version of backyard cricket at Seddon Park – the largest number of females ever to be involved in the game in the district.
- 46% of schools (+20%) and 12,617 students (+72%) received a cricket experience through the SuperSmash programme offerings.
- Umpires appointed to Premier, Senior A and Senior B leagues.
- 87% of junior and youth coaches qualified and vetted.
- Pathway programmes and opportunities of play are delivered for players and coaches between Year 7-13.

Within pathways, four teams (boys and girls) represented HCA within ND underage tournaments as well as teams in the Fergus Hickey, Basil McBurney, Brian Dunning and Northern Premier League (NPL) tournaments. As the proud ND representative in the Hawke Cup Challenge, HCA unfortunately lost the sole challenge against Hawkes Bay. Several players were selected to play in the NPL competitions, however due to various lockdowns and weather only one day of play was possible. Umpire and scorer development remains a critical priority as is the development of coaches. HCA was successful in increasing the number of qualified active coaches by 17% throughout the season. It is hoped that increased support to junior and youth coaches will grow participation and safety through improved experiences.

At Senior level, Marist Suburbs made the final of all competitions. The Spark Limited Overs competition was played across two pools with Marist Suburbs finishing second to Pukekohe Metro. In the Hec Holland Plate, Hamilton Old Boys beat Marist Suburbs to win the title. Gallagher Melville were the winners of the Eddy Marr Bowl and in the Howden Cup Final and RM. Dodunski Cup (T20), Marist Suburbs took out both titles against Gallagher Melville and Fraser Tech respectively. A total of 76 teams competed in the Business House league, which exemplifies an increase from the previous season and growth in the social game of cricket in Hamilton.

The 2020-21 season has brought with it a range of highlights, successes and, of course, challenges. The HCA would like to take this opportunity to acknowledge and thank all the volunteers, parents, supporters, scorers, coaches, and players across the cricket community at all ages and levels of the game who have supported the association, and importantly, it's goals and vision for growth. We look forward to seeing you in the 2021/22 cricket season.

DISTRICT ASSOCIATION OVERVIEW

POVERTY BAY

Isaac
Hughes

Chair



Governance: We have a relatively fresh board with four new additions at the 2020 AGM. After over five years of service by our chairperson Chris Slater, the reigns were handed over to Isaac Hughes.

There is a strong mix of perspective and skills with coaches, parents, teachers, business, and investment acumen with the occasional wise head scattered in.

Senior Cricket: For the first time in a couple of years, we welcomed back Gisborne Boys High School (GBHS). With the support of a few adult players and the oversight of the board member, GBHS won the 2021 premier final. We were proud to have the most senior teams participating for a while, with four premier teams and six Hope Cup teams (our second division competition).

We were able to get our pavilion and bar fully operational for the season. This allowed for a culture of healthy post-match comradery.

Our clubs assisted with a successful fundraising event to assist with equipment and subscription expenses. Our inaugural quiz night and auction night raised close to \$10,000. A Martin Guptill signed bat being the headline item, attracting some frantic bidding.

Junior Cricket: Our remarkably successful “Junior Colts” competition continued for the third season. Three clubs have taken up the mantle to support a junior team. We are hoping this will help to build a clear pathway for players after leaving high school.

External Relationships: Our local District Council is in the process of a sports facilities plan. Part of their plan is to operate the Harry Barker as a sports hub for outdoor field sports such as cricket, hockey, and football. We are currently exploring partnerships to build an indoor centre to share with these codes.

Our Y9/10 Challenge Cup has proved popular. It is a good pathway for players between intermediate and senior competition. The big selling point is allowing mixed players to compete amongst their peers.

General Update: We are excited to continue preparing good quality grass wickets for both our local cricket and hosting competitions. Looking forward to hosting a Rotorua team early in the season.

We were sorry to say goodbye to our employee Nicholas Hendrie this year. We thank him for his service to Gisborne cricket and wish him well in his new career. We made the decision to hand over responsibility for school delivery to Northern Districts under a modified shared service proposal. We are currently in the process of hiring a new employee to meet our cricket coordination and coaching needs.

Our goals for the 2021/22 season are to ensure we continue to build pathways for our junior cricketers. There is a special focus on ensuring Y7-8s continue to play and enjoy cricket in high school. Therefore, developing strong partnerships with our local high schools is key.

DISTRICT ASSOCIATION OVERVIEW

BAY OF PLENTY

Shaun
Riley
Chair



Overview

Over the past two years BOPCA have been working on stabilising the association and ensuring its long-term viability. To achieve this, we have been focusing on four key initiatives:

- Creating a strategy that ensure the long-term success of BOPCA,
- Continue with strong financial management,
- Reduce gaming revenue as a percentage of revenue,
- Develop strong policy.

We have made great progress on all these initiatives and in particular the implementation of shared services and partnering with NDCA on operational management has been key in both driving down gaming revenue required and strengthening our financial position. The change to NDCA directly employing staff in our area will see the number of people employed in our region grow from three to five, with three development officers to be employed in the region, which will significantly enhance the number of cricket programs that can be delivered.

The change in structure has resulted in two of our staff being employed by NDCA and our long serving Pathway Manager, Tai Bridgeman-Raison moving on. The Board would like to thank Tai for everything he has done for the association over the time he has been with us, and we wish him all the best for the future.

Development

Last season we participation numbers grow across the male game, with an increase of 26% across our traditional, modified and program participants. Participation in the female game remained on par with previous seasons (as per NZC census data). Our school delivery programs were negatively affected by some funding and staffing disruptions, however we still managed to see over 12,000 primary school students, just below our target of 12,800.

Coach Development was a continued focus, and we managed to achieve all NZC Coaching targets. This included 141 registered junior/youth coaches and 110 qualified and vetted junior/youth coaches. We started a youth coaching program which saw 15 young people achieve coaching qualifications.

We started numerous new initiatives to develop the game further and build on our strong community foundations. This included the Youth Coaching Program, The Female Cricket Week, YeahGirls!, The NZ Cup Development Competition, The year 7/8 Lakelands School Development Competition. All of these initiatives were closely connected to The National Balance is Better message.

Community engagement and excitement for the game is high at the moment, which is reflected in our high participation numbers and high community engagement with our new initiatives and programs.



Bay of Plenty Men, 2020/21. **Back Row, L-R:** Daniel Flynn (Coach), Fergus Lellman, Peter Drysdale, Tim Pringle, Dominic Crombie, Brett Hampton, Ben Pomare, Oliver Cuomo (Physio), Charles Williams (Asst Coach), **Front Row, L-R:** Bharat Popli, Taylor Bettelheim, Ben Musgrave (C), Chris Atkinson, Dean Brownlie, Neil Wagner

Pathway/Representative Review

The highlight for this year was the success of several of our representative teams. The Coastlands Junior and Senior secondary both won titles in their respective tournaments, with Lakelands performing very well. Our Senior and Second Eleven men won the Fergus Hickey and Basil McBurney Trophy's.

Last season was a growth year for the Junior Girls age group with many new players making their Bay of Plenty debuts. This season included participation in friendlies against Hawkes Bay, the ND Kaipara Junior Girls festival, and Cornwall Cricket invitational. Each experience providing valuable learning opportunities for the players involved. As for the Secondary Girls age group, Bay of Plenty took a young but experienced team to the ND SSG tournament in Cambridge and finished fourth, the top three teams tied for first.

NORTHERN DISTRICTS ANNUAL AWARDS



John Dempsey
Northern Districts
Regional Official of the Year



Eimear Richardson
Hallyburton Johnstone Shield
One-Day Player of the Year



Brooke Halliday
Dream11 Super Smash
Female T20 Player of the Year



Brooke Halliday
Nicola Browne Award
Female Cricketer of the Year



PHOTO
UNAVAILABLE

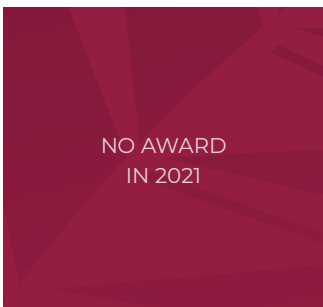
Brendon Davis
Community Official
of the Year



Nensi Patel
SKYCITY Hamilton Northern
Premier League Player of the Year



Makayla Templeton
Young Female Cricketer of the Year (U21)
& Cricket Express Scholarship



NO AWARD
IN 2021

*
SkyCity Hamilton Northern
Premier League Champions
Trophy 40 Overs



NO AWARD,
FINAL TO BE PLAYED
IN 2021/2022

TBC
Eric Petrie Cup



Ramesh Subasinghe
NZCA
Cricket Development
Officer of the Year



Karl Treiber
NZC
Outstanding Contribution and
Services to Coaching Award



Texin Thangalathil
Emerging Umpire of the Year



Ian Boyle
(St. Paul's Hamilton)
District Association
Groundsman of the Year



Karaka Cricket Club
Northern Districts
Club of the Year



This is Me (Sport Waikato)
Community Engagement
Strategy



Jeet Raval
Daniel Vettori Award
Male Cricketer of the Year



Joe Carter
Plunket Shield First Class
Player of the Year



Brett Hampton
Ford Trophy One-Day
Player of the Year



Josef Walker
Dream11 Super Smash
Male T20 Player of the Year



Matthew Fisher
Young Male Cricketer of the Year
(U21) & Cricket Express Scholarship



Cooper Robinson
McCaw Lewis
Maori Player of the Year



Ben Hyde
District Association
Male Cricketer of the Year



Bay of Plenty
Basil McBurney Trophy



Northland
Brian Dunning Cup



Bay of Plenty
Fergus Hickey Rosebowl



Power
SKYCITY Hamilton Northern
Premier League Champions
Trophy T20 Team



Glenn Crowe
Outstanding Contribution and
Services to Community Coaching



Roger Turner
Allan McBride Trophy
Service to Junior Cricket



Ben Warren
(Katikati Cricket Club)
Service to Cricket



**Ngaruawahia
High School**
Cricket Express Scholarship

FOR THE RECORD

ND MEN'S FIRST CLASS

FIRST CLASS MILESTONES 2020/21 SEASON

Northern Districts First Class Debuts:

MJ Fisher	Cap # 254
JA Raval	Cap # 253

Highest score in an innings for ND 2020/2021

JA Raval	161*	vs Otago	University Oval, Dunedin
----------	------	----------	--------------------------

Most runs in a match for ND 2020/2021

JF Carter	146* & 54	vs Otago	Bay Oval, Mt. Maunganui
-----------	-----------	----------	-------------------------

Highest runs in 2020/21 season for ND

JF Carter	590	(Average: 53.63, 50s: 2, 100s: 2)
-----------	-----	-----------------------------------

Runs milestones 2020/21

HR Cooper (2000+)	2053	(Average: 36.66, 50s: 11, 100s: 5)
-------------------	------	------------------------------------

Total runs vs Team milestones 2020/21

BJ Watling (1000+)	1014	vs Canterbury
--------------------	------	---------------

Wickets milestones 2020/21

JD Baker (200+)	201	(Average: 29.66, 5Wl: 6, 10Wm: 1)
SC Kuggeleijn (200+)	205	(Average: 29.86, 5Wl: 8, 10Wm: 0)
IS Sodhi (200+)	201	(Average: 29.89 5Wl: 13, 10Wm: 2)

Best Bowling 2020/21

SC Kuggeleijn	7-45	vs Auckland	Cobham Oval, Whangārei
TG Southee	5-42	vs Otago	Bay Oval, Mt. Maunganui
JD Baker	5-55	s Otago	University Oval, Dunedin

Most Catches for ND 2020/21

BJ Watling (wk)	9
JA Raval	10

ND FIRST CLASS REPS

GD Alabaster	1960/61 - 62/63	16
GW Aldridge	1998/99 - 14/15	119
CJ Anderson	2011/12 -17/18	22
LD Anderson	1967/68	2
PS Anderson	1977/97 - 78/79	7
RW Anderson	1969/70	6
SL Andrews	2000/01 - 07/08	6
BJ Arnel	2005/06 - 12/13	56
JF Bailey	1965/66	4
MD Bailey	1989/90 - 01/02	78
JD Baker	2010/11 - 20/21	76
MP Baker	1974/75	1
RH Barbour	1958/60	3
BJ Barrett	1986/87 - 88/89	18
PH Barton	1963/64 - 74/75	5
RH Barton	1957/57	2
BJ Bayley	1961/62 - 64/65	8
DA Beard	1987/88 - 90/91	8
DD Beard	1961/62 - 64/65	8
TG Beatson	1971/72	2
MD Bell	1993/94 - 96/97	20
DR Bennett	1996/97	3
KG Bettley	2010/11	3
JA Beuth	1962/63 - 69/70	12
JH Blackmore	1968/68 - 72/73	12
BR Blair	1984/85 - 85/86	10
DC Blake	1992/93	11
TW Blake	1964/65	1
PD Boccock	2017/18 - 20/21	9
JJ Boulton	2008/09 - 15/16	21
TA Boulton	2008/09 - 19/20	30
AJ Boyle	1986/87	3
BP Bracewell	1983/84 - 90/91	34
GE Bradburn	1985/86 - 01/02	115
WP Bradburn	1957/58 - 68/69	55
AJ Bradley	1993/94 - 94/95	6
RRA Bradley	1990/91	1
RD Broughton	1980/81 - 86/87	21
DG Brownlie	2014/15 - 19/20	33
GP Burnett	1993/94 - 94/95	12
TS Burns	1964/65	2
IG Butler	2001/02 - 04/05	16
BL Cairns	1981/82 - 84/85	17
CL Cairns	1988/89	8
RJ Calland	1977/78	1
SM Carrington	1981/82 - 86/87	22
JR Carson	1967/68 - 68/69	10
RD Carswell	1957/58	1
JF Carter	2014/15 - 20/21	49
EL Child	1958/59	3
MJ Child	1977/78 - 86/87	22
RM Christopherson	2013/14	2
DB Clarke	1956/57 - 62/63	1
DS Clarke	1957/58 - 62/63	6
KD Clarke	2019/20 - 20/21	7
AR Collier	1976/77	3
RO Collinge	1975/76 - 77/78	19
BG Cooper	1980/81 - 94/95	62
HR Cooper	2016/17 - 20/21	33
DB Crene	1966/67	3
LM Crocker	1982/83 - 88/89	54
RS Cunis	1975/76 - 77/78	19
P Curtin	1980/81	4

NM Daley	2002/03 - 03/04	4	DP Kelly	2002/03	3	CW Ross	1989/90 - 96/97	17
TT Davis	2004/05 - 08/09	7	NF Kelly	2015/16 - 18/19	14	MJ Santner	2011/12 - 19/20	28
C de Grandhomme	2018/19 - 20/21	4	KD Kennedy	1964/65 - 74/75	30	CR Satherley	1959/60 - 60/61	2
RP de Groen	1990/91 - 95/96	38	SW Kohlhase	1963/64	3	TL Seifert	2013/14 - 20/21	41
AP Devcich	2004/05 - 18/19	53	CM Kuggeleijn	1975/76 - 90/91	82	HT Schuster	1965/66 - 71/72	23
CW Dickeson	1973/74 - 86/87	90	SC Kuggeleijn	2013/14 - 20/21	59	BE Scott	2008/09	15
RJ Diver	1998/99	2	SO Lambly	1993/94 - 94/95	4	SJ Scott	1978/79 - 85/86	35
DL Donald	1957/58 - 60/61	19	MC Langdon	1957/58 - 64/65	25	TE Shaw	1956/57 - 63/64	31
JPT Donnelly	2010/11	5	JB Lee	2003/04	2	MJF Shrimpton	1974/75	5
SB Doull	1989/90 - 01/02	47	JA Leigh	1977/78	5	RR Shutte	2004/05	1
WM Duncan	1957/58	5	BJ Leonard	2005/06	1	A Singh	2005/06	1
B Dunning	1961/62 - 77/78	82	AF Lissette	1956/57 - 62/63	28	PJ Skelton	1957/58	1
AW Evans	2004/05 - 06/07	18	DP Lloyd	1968/69 - 80/81	33	JD Smith	1967/68 - 71/72	15
JK Everest	1956/57	5	NA Lloyd	1990/91	4	KP Smith	1993/94	3
RE Ferdinands	1998/99	1	JH McFarlane	1964/65	1	PH Smith	1956/57	4
DJ Feroo	1956/57 - 57/58	4	R McGill	1970/71 - 71/72	3	IS Sodhi	2012/13 - 20/21	56
MJ Fisher	2020/21	1	PD McGlashan	2004/05 - 11/12	59	A Somani	1988/89 - 93/94	7
CD Fletcher	2012/13 - 13/14	4	PB McGregor	1962/63 - 63/64	11	TG Southee	2006/07 - 20/21	33
DR Flynn	2004/05 - 19/20	100	GW McKenzie	1983/84 - 90/91	34	JE Spice	1993/94 - 96/97	4
J. Freeman	1972/73 - 75/76	5	MR McKinnon	1983/84 - 88/89	14	BT Spragg	1987/88 - 88/89	4
SR Gadsdon	2008/09	2	JC McLeod	1970/71 - 71/72	4	MJ Stephens	1993/94	4
G Gibson	1968/69 - 80/81	49	RJ McPherson	1959/60 - 70/71	13	CW Stewart	1968/69	1
Z Gibson	2015/16 - 20/21	15	HJH Marshall	1998/99 - 11/12	76	AJ Stimpson	1974/75 78/79	24
GV Giles	1961/62 - 75/76	24	JAH Marshall	1997/98 - 12/13	127	PD Stone	1961/62 - 68/69	23
B Gill	1969/70	1	BP Martin	1999/00 - 13/14	77	SB Styris	1994/95 - 10/11	44
SR Gillespie	1979/80 - 82/83	23	TC Masters	1969/70	3	B Sutcliffe	1962/63 - 65/66	22
EK Gillot	1971/72 - 78/79	20	AE Mathieson	2010/11	2	ML Su'a	1988/89	5
TC Goodin	2012/13 - 16/17	9	DN Matthews	1963/64	5	AR Tait	1994/95 - 00/01	26
DJ Gray	1956/57 - 59/60	14	REW Mawhinney	1985/86 - 86/87	11	GM Tarr	1973/74 - 74/75	8
BN Graham	1956/57	4	MP Maynard	1990/91 - 91/92	19	CW Taylor	1973/74 - 74/75	7
RJ Griffiths	1975/76 - 80/81	7	CJ Merchant	2007/08 - 08/09	8	SA Thomson	1987/88 - 97/98	51
JW Guy	1964/65 - 72/73	11	DJ Mitchell	2011/12 - 19/20	64	DJ Tidmarsh	1992/93	3
B Hampton	2015/16 - 20/21	13	WJ Mitchell	1964/65 - 66/67	10	K Treiber	1979/80 - 87/88	26
KB Hancock	1985/86 - 86/87	5	RG Morgan	1993/94	3	DR Tuffey	1996/97 - 06/07	33
MG Harding	1986/87	4	LS Mountain	1967/68 - 73/74	37	JA Turnbull	1959/60	2
GD Harper	1958/59	1	DJ Nash	1990/91 - 97/98	12	GM Turner	1976/77	7
SJ Harris	1975/76	1	PS Neutze	1989/90	9	RG Twose	1989/90	8
MN Hart	1900/91 - 04/05	95	AP O'Dowd	1996/97 - 97/98	3	H Unka	1989/90	8
RG Hart	1992/93 - 03/04	85	MG Orchard	2001/02 - 07/08	42	SW Veitch	1959/60	3
NJ Harwood	1959/60	1	BS Oxenham	1990/91 - 92/93	12	A Verma	2011/12 - 13/14	8
BJ Hatwell	2010/11 - 11/12	7	BH Paireaudeau	1958/59 - 66/67	36	DL Vettori	1995/96 - 13/14	22
JG Hatwell	2003/04	3	JM Parker	1972/73 - 83/84	75	N Wagner	2018/19 - 20/21	12
PJ Havill	1969/70	2	ME Parlane	1992/93 - 10-11	85	JG Walker	2010/11 - 20/21	35
RL Hayes	1991/92 - 95/96	29	NR Parlane	1998/99 - 00/01	15	WT Walmsley	1958/59 - 59/60	3
GA Hick	1987/88 - 88/89	17	D Patel	1971/72	2	BP Ward	1986/87	4
JD Hickey	2013/14	2	RC Penhearow	1964/65 - 75/76	3	JW Warrington	1975/76	6
BB Higgins	1956/57	1	EC Petrie	1956/57 - 66/67	57	BJ Watling	2004/05 - 20/21	91
BC Hiini	2011/12	2	BA Pocock	1992/93 - 96/97	19	KA Wealleans	1988/89 - 94/95	41
E Hipkiss	1966/67	6	MG Pocock	1965/66	4	GL West	2002/03 - 03/04	10
PJ Holland	1978/79	5	ND Pollock	1981/82 - 86/87	7	AJ Wheeler	2012/13	6
WR Holt	1964/65	2	B Popli	2012/13 - 20/21	48	DJ White	1979/80 - 92/93	99
BL Hood	2000/01	2	DF Potter	1991/92 - 92/93	9	JSS White	1972/73 - 73/74	7
RC Hooton	1968/69 - 71/72	12	MG Poultney	1972/73	1	KJ White	1978/79	1
GJ Hopkins	1997/98	2	CM Presland	1982/83 - 84/85	14	KS Williamson	2007/08 - 19/20	25
NKW Horsley	2002/03 - 07/08	35	A Puna	1971/72 - 72/73	10	BS Wilson	2004/05 - 14/15	78
MJ Horton	1967/68 - 70/71	19	N Puna	1956/57 - 68/69	66	NR Wilson	1957/58 - 60/61	5
DC Hoskin	1956/57 - 64/65	23	KN Puna	1975/76 - 78/79	8	JG Wright	1975/76 - 83/84	65
KW Hough	1956/57	5	BG Randell	2016/17 - 20/21	12	JL Wright	1958/59	3
AR Hounsell	1974/75	5	JA Raval	2020/21	8	MJE Wright	1972/73 - 83/84	65
GP Howarth	1974/75 - 85/86	58	ADG Roberts	1967/68 - 83/84	104	JL Wyatt	1956/57	4
LG Howell	2004/05	3	BL Roberts	1977/78	2	BA Young	1983/84 - 97/98	93
GD Irwin	2002/03	1	GG Robinson	2001/02 - 07/08	21	JAF Yovich	1996/97 - 12/13	120
OG Ivins	2010/11	3	GA Rose	1967/68	4			

FOR THE RECORD

MEN'S FIRST CLASS

ND CAPTAINS

1956/57	Eric Petrie	2005-08	James Marshall
1957/58	Allen Lissette		Daniel Vettori
1958/61	Eric Petrie		Peter McGlashan
1961-65	Bruce Pairadeau	2008/09	Matthew Hart
1965/66	Bert Sutcliffe		Peter McGlashan
1966-68	Hec Schuster		Michael Parlane
1968-70	Martin Horton	2009/10	James Marshall
1970-74	Brian Dunning		Peter McGlashan
1974/75	Geoff Howarth	2010/2011	James Marshall
1975/76	John Wright		Brad Wilson
1976/77	Glen Turner	2011-13	James Marshall
1977/79	John Parker		Scott Styris
1979-80	Geoff Howarth		Brad Wilson
1980/81	Andy Roberts	2013/14	Daniel Flynn
1981/82	Geoff Howarth		BJ Watling
1982/83	Geoff Howarth	2014/15	Anton Devcich
	John Parker		Daniel Flynn
1983/84	Geoff Howarth		BJ Watling
1984-86	Geoff Howarth	2015/16	Daniel Flynn
	Chris Kuggeleijn	2016/17	Corey Anderson
1986/87	Chris Kugeleijn		Dean Brownlie
1987/88	Chris Kuggeleijn		Jonothan Boulton
	David White		Anton Devcich
1988-90	Chris Kuggeleijn		Daniel Flynn
1990/91	Chris Kuggeleijn	2017-19	Dean Brownlie
	David White		Daniel Flynn
1991-93	David White	2019/20	Daniel Flynn
1993-95	Grant Bradburn		Joe Carter
1995/96	Grant Bradburn		Dean Brownlie
	Shane Thomson		Daryl Mitchell
	Blair Pocock	2020-21	JF Carter
1996/97	Blair Pocock		
	Robert Hart		
1997-04	Robert Hart		
2004/05	James Marshall		
	Daniel Vettori		
	Matthew Hart		

ND REPS NAMED NZ PLAYER OF THE YEAR

1957	JK Everest	1997	SB Doull
1959	BH Pairadeau	2005	DL Vettori
1963	EC Petrie	2006	DL Vettori
1966	N Puna	2009	DL Vettori
1975	GP Howarth	2010	DL Vettori
1980	ADG Roberts	2016	KS Williamson
	CW Dickeson	2017	KS Williamson
1982	JG Wright	2018	TA Boulton
1983	BL Cairns	2019	KS Williamson
1994	SA Thomson	2021	KS Williamson
1995	AC Parore		

ND PLAYERS TO REPRESENT NZ

Aldridge, Graeme William	2011/12-2014/15
Anderson, Corey James	2012/13-2016/17
Arnel, Brent John	2009/10
Bailey, Mark David	1995/96-1998/99
Bastion, Helen Rachel	1996
Blair, Bruce Robert	1985/86
Boulton, Trent Alexander	2011/12-2016/17
Bracewell, Brendon Paul	1984/85-1990/91
Bradburn, Grant Eric	1990/91-2000/01
Bradburn, Wynne Pennell	1963/64
Brownlie, Dean Graham	2014/15
Butler, Ian Gareth	2001/02-2004/05
Cairns, Bernard Lance	1981/82-1985/86
Carrington, Sidney Mark*	1982
Collinge, Richard Owen	1975/76-1977/78
De Grandhomme, Colin	2018/19-2020/21
De Groen, Richard Paul	1993/94-1994/95
Devcich, Anton Paul	2013-14- 2014/15
Doull, Simon Blair	1992/93-1999/00
Drumm, Emily Cecilia	2005/06
Dunning, Brian*	1972/73
Flynn, Daniel Raymond	2007/08
Gillott, Eric Kenneth*	1973
Hart, Matthew Norman	1993/94-2002
Hart, Robert Gray	2001/02-2006/07
Hayes, Roydon	1995
Howarth, Geoffrey Phillip	1974-75-1984/85
Kuggeleijn, Christopher Mary	1998/99
Kuggeleijn Scott Christopher	2017-2020/21
Marshall, Hamish John Hamilton	2000/01-2006/07
Marshall, James Andrew Hamilton	2004/05-2007/08
McGlashan, Peter Donald	2006/07-2010/11
Mitchell, Daryl Joseph	2019/20
Nash, Dion Joseph	1994/95-1997/98
Parker, John Morton	1972/73-1980/81
Parore, Adam Craig	1994/95-1995/96
Petrie, Eric Charlton	1957-58-1996/97
Pocock, Blair Andrew	1993/94-1996/97
Puna, Narotam	1965/66
Roberts, Andrew Duncan Glenn	1975/76- 1976/77
Santner, Mitchell	2015/2016-2020/21
Seifert, Tim Louis	2017/18-2020/21
Shrimpton, Michael	1973/74
Sodhi, Inderbir Singh	2013-14-2020/21
Styris, Scott Bernard	1999/00-2010/11
Sutcliffe, Bert	1964/65-1966-67
Southee, Timothy Grant	2007/08-2020/21
Tait, Alex Ross	1997/98-1999/00
Thomson, Shane Alexander	1989/90-1995-96
Tuffey, Daryl Raymond	1990/00-2006/07
Vettori Daniel Luca	1996/97-2014/15
Watling, Bradley-John	2010/11-2020/21
Wealleans, Kyle Andrew*	1991/92
White, David John	1990/91-1993/94
Williamson, Kane Stuart	2010/11-2020/21
Wright, John Geoffrey	1977/78-1984/85
Young, Bryan Andrew	1990/91- 1997/98

* Non International Matches Only

ND FIRST CLASS RECORDS

Highest Innings Total:	v Canterbury	2009/10	726
Most Matches:	JAH Marshall	1997/98 - 2012/13	127
Most Runs:	JAH Marshall	1997/98 - 2012/13	6418
Most Centuries:	DR Flynn	2004/05 - 2019/20	20
Most Wickets:	GW Aldridge	1998/99 - 2014/15	355
Most Wicketkeeping Dismissals:	R.G.Hart	1992/93 - 2002/03	243
Most Runs in a Season:	G.A.Hick	1988/89	1228
Most Wickets in a Season:	A.R.Tait	1996/97	53
Most Wicketkeeping Dismissals in a Season:	PD McGlashan	2009/10	41 (37ct, 4st)
Most Runs in an Match:	DG Brownlie	2014/15	334
Best Bowling Figures in an Innings:	AR Tait v Auckland	1996/97	9-78
Best Bowling Figures in a Match:	AR Tait v Auckland	1996/97	16-130
Most Wicketkeeping Dismissals in an Innings:	BA Young v Canterbury	1986/87	7 (7ct)
Most Wicketkeeping Dismissals in a match:	PD McGlashan v Central Districts	2009/10	12# (12ct)

+ NZ Record

World Record for Catches in a Match

RECORD PARTNERSHIPS

1st	278	DR Flynn (157)	HR Cooper (136*)	v Canterbury	Whangārei	2017/18
2nd	301	DR Flynn (166)	BS Wilson (139)	v Auckland	Hamilton	2012/13
3rd	261*	M.P.Maynard (153*)	S.A.Thomson (101*)	v Auckland	Hamilton	1990/91
4th	283	DR Flynn (182)	CJ Anderson (167)	v Otago	Hamilton	2012/13
5th	226	DJ Mitchell (106)	TL Seifert (151)	v Otago	Dunedin	2016/17
6th	322	MG Orchard (175)	JAF Yovich (144)	v Central Districts	Napier	2005/06
7th	174	B Popli (82)	MJ Santner (118)	v Canterbury	Hamilton	2013/14
8th	163	PD McGlashan (91)	GW Aldridge (75)	v Canterbury	Hamilton	2008/09
9th	189	NR Parlane (147)	DR Tuffey (89*)	v Wellington	Wellington	1999/00
10th	113*	PD McGlashan (103*)	GW Aldridge (14*)	v Wellington	Wellington	2005/06

MOST RUNS

JAH Marshall	6418
DR Flynn	6265
ADG Roberts	5533
B-J Watling	5479
JAF Yovich	4839
DJ White	4656
GE Bradburn	4614
JM Parker	4611
ME Parlane	4258
BS Wilson	4171

HIGHEST SCORE

DG Brownlie	334
KS Williamson	284*
DR Flynn	241
JAH Marshall	235
SB Styris	212*
GA Hick	211*
DJ White	209
MN Hart	201*
MP Maynard	195
JM Parker	195

BEST BATTING AVG (MIN 250 RUNS)

GA Hick (2055)	79.04
GM Turner (672)	67.20
MP.Maynard (1485)	57.12
KS Williamson (2021)	54.62
C de Grandhomme	51.20
SA Thomson (2530)	42.17
JK Everest (376)	41.78
JG Wright (3301)	40.75
CJ Anderson (1217)	40.57
DG Brownlie (2224)	39.01

MOST CATCHES

RG Hart (wk)	228
BA Young (wk)	210
PD McGlashan (wk)	176
BJ Watling (wk)	161
TL Seifert (wk)	117
MJE Wright	110
GE Bradburn	108
JAH Marshall	100
EC Petrie (wk)	90
JM Parker (wk)	83

MOST WICKETS

GW Aldridge	355
CW Dickeson	282
JAF Yovich	255
GE Bradburn	231
BJ Arnell	229
N Puna	224
S Kuggeleijn	205
J Baker	201
I Sodhi	201
BP Martin	192

BEST BOWLING

AR Tait	9 - 48
MC Langdon	8 - 21
TG Southee	8 - 27
GD Alabaster	8 - 30
DB Clarke	8 - 37
KD Kennedy	8 - 49
DR Tuffey	7 - 12
IS Sodhi	7 - 30
DC Hoskin	7 - 33
BP Martin	7 - 33

BEST BOWLING AVG (MIN 25 WICKETS)

GD Alabaster (43)	18.09
DD Beard (42)	18.86
DB Clarke (49)	19.39
BL Cairns (63)	19.87
AR Tait (115)	19.90
TG Southee (142)	21.09
RP de Groen (157)	21.15
PD Stone (32)	21.50
RO Collinge (77)	21.62

MOST STUMPINGS

LS Mountain	23
EC Petrie	22
MJE Wright	17
RG Hart	15
PD McGlashan	12
BA Young	11

FOR THE RECORD

MEN'S LIST-A

MATCHES

Played:	371
Won:	175
Tied:	2
Lost:	186
No Result:	8
Abandoned:	13

LIST-A RECORDS

Highest innings total:	v Central Districts	2012/13	398
Most matches :	GW Aldridge	1998/99 - 2014/15	131
Most runs:	JAH Marshall	1999/00 - 2012/13	3,755
Most centuries:	BJ Watling	2004/05 - 2017/18	7
Most wickets:	GW Aldridge	1998/99 - 2014/15	179
Most wicketkeeping dismissals:	RG Hart	1993/94 - 2003/04	151
Most runs in a season:	KS Williamson	2009/10	621
Most wickets in a season:	GW Aldridge	2004/05	52
Most wicket-keeping dismissals in a season:	RG Hart	1997/98, 2001/02	24 (17ct, 7st) (22ct, 2st)
Most runs in an innings:	JAH Marshall	v Canterbury 2006/07	152*
Best bowling figures in an innings:	BJ Barrett	v Otago 1986/87	6-12
Most wicketkeeping dismissals in an innings:	MJE Wright	v Auckland 1982/83	5

RECORD PARTNERSHIPS (FOR)

1st	181	DR Flynn (135)	AP Devcich (70)	Otago	at Mt. Maunganui	2017/18
2nd	240	BJ Watling (108)	DR Flynn (143)	Wellington	at Whangārei	2007/08
3rd	210	DR Flynn (149)	JAH Marshall (96)	Canterbury	at Christchurch	2007/08
4th	155	DJ Mitchell (95)	JAH Marshall (93)	Central Districts	at Nelson	2012/13
5th	157	DG Brownlie (97)	DJ Mitchell (126*)	Wellington	at Wellington	2017/18
6th	196	KS Williamson (100)	PD McGlashan (112)	Canterbury	at Hamilton	2008/09
7th	119	AP Devcich (101*)	BC Hiini (47)	Otago	at Hamilton	2011/12
8th	93*	TG Southee (66*)	GW Aldridge (26*)	Auckland	at Hamilton	2012/13
9th	117	DJ Mitchell (120)	JD Baker (48)	Central Districts	at New Plymouth	2015/16
10th	62	GW Aldridge (18)	IG Butler (40*)	Canterbury	at Hamilton	2003/04

MOST RUNS

JAH Marshall	3,755
ME Parlane	3,301
BJ Watling	3,089
DR Flynn	2,431
DJ Mitchell	2,231
HJH Marshall	2,226
MD Bailey	2,159
GE Bradburn	2,048
BA Young	2,000
BG Cooper	1,929

HIGHEST SCORE

JAH Marshall	152*
DR Flynn	149
HR Cooper	146*
BJ Watling	145*
DR Flynn	143
DL Vettori	138
DR Flynn	135
DJ Mitchell	126*
SB Styris	123
DR Flynn	122*

BEST BATTING AVG (MIN 250 RUNS)

KS Williamson (1,277)	60.81
MP Maynard (395)	43.89
JG Wright (623)	41.53
DJ Mitchell (2,166)	39.83
CJ Anderson (589)	37.93
DG Brownlie (1,527)	37.24
SB Styris (1,924)	37.00
HR Cooper (892)	35.68
JAH Marshall (3,755)	35.42
NF Kelly (849)	35.38

MOST CATCHES

RG Hart (wk)	116
PD McGlashan (wk)	65
BJ Watling (wk)	63
GE Bradburn	57
MN Hart	55

MOST WICKETS

GW Aldridge	177
AR Tait	128
JAF Yovich	119
SB Styris	94
MN Hart	89
GE Bradburn	89
BJ Arnel	78
DR Tuffey	75
SB Doull	68

BEST BOWLING

BJ Barrett	6 - 12
BG Randell	5 - 22
J Gibson	5 - 31
GW Aldridge	5 - 34
DA Beard	5 - 34
DJ Nash	5 - 44
KS Williamson	5 - 51
AP Devcich	5 - 46
MN Hart	4 - 7

BEST BATTING S/R (MIN 100 RUNS/BALLS)

JJ Boulton (396)	107.61
BR Hampton (373)	107.49
IS Sodhi (209)	102.45
SB Doull (625)	97.66
DL Vettori (1,099)	95.98
CJ Anderson (569)	93.74
BL Cairns (453)	90.78
NF Kelly (659)	90.03
TL Seifert (536)	89.78

RUNS/OVER (MIN 50 OVERS)

DA Beard (133)	3.20
BL Cairns (210.4)	3.36
CW Dickeson (263.4)	3.52
CM Kuggeleijn (292.1)	3.62
GE Bradburn (895.2)	3.65
SR Gillespie (128)	3.66
SA Thompson (364.4)	3.73
BG Cooper (275)	3.74
ADG Roberts (175.2)	3.76

FOR THE RECORD

MEN'S TWENTY20

MATCHES

Played:	149
Won:	74
Tie:	1
Lost:	71
No Result:	5
Abandoned:	3

T20 RECORDS

Highest innings total:	v Central Districts	2018/19	230 for 5
Most matches:	DR Flynn	2005/06 - 2019/20	104
Most runs:	AP Devcich	2005/06 - 2019/20	2,109
Most centuries:	AP Devcich, TL Seifert, KS Williamson	05/06-20/21, 14/15-20/21, 08/09-20/21	1, 1, 1
Most wickets:	SC Kuggeleijn	2005/06 - 2020/21	79
Most wicketkeeping dismissals:	TL Seifert	2014/15 - 2020/21	65 (35ct, 10st)
Most runs in a season:	DR Flynn	2014/15	479
Most wickets in a season:	SC Kuggeleijn	2014/15	17
Most wicketkeeping dismissals in a season:	TL Seifert	2020/21	17 (15ct, 2st)
Most runs in an innings:	TL Seifert	v Auckland 2017/18	107
Best bowling figures in an innings:	TS Nethula	v Central Districts 2018/19	6-23
Most wicketkeeping dismissals in an innings:	TL Seifert	v Central Districts 2018/19	4 (4ct)

RECORD PARTNERSHIPS (FOR)

1st	165	AP Devcich (92*)	BS Wilson (74)	Wellington	at Mt. Maunganui	2012/13
2nd	127*	BJ Hodge (68*)	BS Wilson (58*)	Otago	at Oamaru	2010/11
3rd	100*	BS Wilson (37*)	TR Birt (69*)	Central Districts	at Napier	2014/15
4th	98	BR Hampton (64)	DJ Mitchell (61)	Central Districts	at Napier	2018/19
5th	126	SJ Croft (81)	JS Foster (48)	Otago	at Hamilton	2012/13
6th	106*	AP Devcich (75*)	SC Kuggeleijn (41)	Otago	at University Oval, Dunedin	2020/21
7th	80	Daryl Mitchell (32*)	IS Sodhi (51)	Wellington	at Hamilton	2017/18
8th	63	AP Devcich (102)	JG Walker (16)	Central Districts	at Pukekura Park, N.Plymouth	2020/21
9th	47*	TG Southee (35*)	BE Scott (16*)	Otago	at Invercargill	2009/10
10th	18*	BE Scott (20*)	BJ Arnel (3*)	Canterbury	at Christchurch	2009/10

MOST RUNS

AP Devcich	2,395
DR Flynn	1,778
DJ Mitchell	1,599
TL Seifert	1,410
DG Brownlie	1,224
BJ Watling	1,217
BS Wilson	1,062
PD McGlashan	854
SB Styris	712
CJ Anderson	692

HIGHEST SCORE

TL Seifert	107
AP Devcich	102
KS Williamson	101*
DG Brownlie	99
PD McGlashan	94
AP Devcich	92*
BS Wilson	91
AP Devcich	90*
AP Devcich	88*
DJ Mitchell	88*

MOST MATCHES

AP Devcich	109
DR Flynn	104
DJ Mitchell	83
SC Kuggeleijn	78
TL Seifert	66
IS Sodhi	64
BJ Watling	62
DG Brownlie	54
BJ Arnel	53
TG Southee	50

MOST CATCHES

TL Seifert (wk)	65
DJ Mitchell	44
PD McGlashan (wk)	40
AP Devcich	37
BJ Watling (wk)	36
DG Brownlie	32
SC Kuggeleijn	31
DR Flynn	29
BR Hampton	25
JAH Marshall	20

MOST WICKETS

SC Kuggeleijn	79
AP Devcich	66
IS Sodhi	57
TG Southee	59
BJ Arnel	45
JJ Boulton	43
GW Aldridge	41
BE Scott	37
DL Vettori	33
DJ Mitchell	33

BEST BOWLING

TS Nethula	6-23
B Laughlin	6-28
AP Devcich	4-12
BE Scott	4-13
SC Kuggeleijn	4-18
GW Aldridge	4-19
AP Devcich	4-19
BJ Arnel	4-22
JJ Boulton	4-23

BEST BATTING S/R (MIN 200 RUNS)

DJ Harris (289)	148.97
SB Styris (712)	143.55
DG Brownlie (1207)	143.35
BR Hampton (322)	142.48
KJ O'Brien (218)	140.65
PD McGlashan (854)	139.51
CJ Anderson (692)	138.12
MJ Santner (302)	137.9
HJH Marshall (300)	136.36
TL Seifert (1129)	135.86

RUNS/OVER (MIN 20 OVERS)

DL Vettori (113.4)	6.46
KS Williamson (58)	6.69
MJ Santner (66)	7.03
SB Styris (89.2)	7.14
JJ Boulton (151)	7.19
B Laughlin (65)	7.2
JKJ Abbott (21.2)	7.36
BP Martin (71)	7.37
IS Sodhi (214.4)	7.38

FOR THE RECORD

MILESTONES CONTINUED & OTHER ND REPS

T20 MILESTONES 2020/21 SEASON

Captains

JF Carter
AP Devcich

Northern Districts T20 Debuts:

KD Clarke, HR Cooper, C de Grandhomme, JA Raval, FL Walker

Highest score in an innings for ND 2020/2021

AP Devcich 102 vs Central Districts Pukekura Park, New Plymouth

Highest runs in the 2020/21 season for ND

AP Devcich 286 (Average: 40.86, 50s: 1, 100s: 1)

Runs milestones 2020/21

AP Devcich (2000+) 2189 (Average: 25.75, 50s: 14, 100s: 1)

Wickets milestones 2020/21

TG Southee (50+) 51 (Average: 24.24, 4WI: 0)

Best bowling 2020/21

ZN Gibson 3-17 vs Otago Bay Oval, Mount Maunganui

Most catches for ND 2020/21

TL Seifert (wk) 15
AP Devcich 6

LIST-A MILESTONES 2020/21 SEASON

Captains

JF Carter
AP Devcich

Northern Districts List-A Debuts:

C de Grandhomme Cap # 250
JA Raval Cap # 253

Highest score in an innings for ND 2020/2021

HR Cooper 146* vs Wellington Seddon Park, Hamilton

Highest runs in 2020/21 season for ND

JA Raval 409 (Average: 34.08, 50s: 1, 100s: 1)

Runs milestones 2020/21

BR Hampton (1000+) 1083 (Average: 28.5, 50s: 4, 100s: 0)
JF Carter (1000+) 1061 (Average: 34.23, 50s: 7, 100s: 1)

Wickets milestones 2020/21

BR Hampton (50+) 51 (Average: 36.27)

Best bowling 2020/21

BG Randell 5-22 vs Auckland Cobham Oval (New), Whangārei

Most catches for ND 2020/21

JA Raval 10
PD Boccock (wk) 8
BJ Watling (wk) 8

ND T20 ONLY REPS

* TM Dilshan	2009/10	(5)
* BJ Hodge	2010/11	(5)
* DJ Hussey	2010/11	(1)
* DA Warner	2010/11	(2)
* HH Gibbs	2010/11	(5)
* SJ Croft	2012/13	(10)
* JS Foster	2012/13	(8)
* DJ Harris	2013/14	(6)
* B Laughlin	2013/14-18	(19)
* CP Tremain	2013/14	(3)
* LW Feldman	2013/14	(2)
* TR Birt	2014/15	(11)
* KJ O'Brien	2014/15-16	(11)
* T van der Gugten	2015/16	(3)
* NG Reardon	2016/17	(3)
* TL Lawford	2016/17	(3)
RM Hira	2016/17	(1)
* NP Winter	2016/17	(1)
* CJ Jordan	2017/18-19	(9)
SB Davey	2017/18	(1)
TS Nethula	2018/19	(5)
* KJ Abbott	2018/19	(6)
J. Brown	2020/21	(1)

ND LIST A & T20 ONLY REPS

* AJ Strauss	2007/08 List A (5), T20 (6)
FL Walker	2016/17-21 List A (5), T20 (4)

ND LIST-A REPS ONLY

DS McLaggan	1973/74	(1 game)
GB Murphy	1973/74	(1)
CW Aldridge	1977/78-79	(3)
* J Derrick	1986/87	(5)
PS Hodder	1986/87	(4)
RF Kneebone	1992/93	(2)
* ACH Seymour	1994/95	(2)
A Parore	1994/95-96	(10)
TM Clarke	2012/13	(2)
CW Andrews	2015/16	(1)
J Gibson	2019/20-21	(5)

* Denotes overseas player

Tim Seifert, Northern
Knights v Central Stags.
Seddon Park, Hamilton.
Monday 4 January 2021.

© Photo: Bruce Lim /
www.photosport.nz



FOR THE RECORD

ND WOMEN'S SEASON MILESTONES

LIST-A MILESTONES 2020/21 SEASON

ND List-A Captain

FC Leydon-Davis
BM Halliday

ND Player debut at NZ

BM Halliday ODI

Debut to ND List A

KA Knight Cap #110

Highest score in an innings for ND 2020/2021

BM Halliday 101* vs Wellington Basic Reserve, Wellingtons

Highest runs in a SEASON 2020/21 for ND

BM Halliday 331 (Average: 47.29, 50s: 2, 100s: 1)

Wickets milestones 2020/21

KG Anderson (50+) 50 (Average: 29.36, 5WI: 1)

Best bowling 2020/21

EAJ Richardson 4-21 vs Otago Seddon Park, Hamilton
BM Halliday 4-33 vs Auckland Eden Park Outer Oval, Auckland
LH Heaps 4-34 vs Auckland Eden Park Outer Oval, Auckland

Most catches for ND 2020/21

OR Lobb (wk) 12
EAJ Richardson 8

T20 MILESTONES 2020/21 SEASON

ND T20 Captain

BM Halliday

Debut to ND T20

MB Templeton Cap# 108
GA Harris Cap# 104
AM Ewart N/A

Highest score in an innings for ND 2020/2021

CA Gurrey 106* vs Central Districts Lincoln Green, Lincoln

Highest runs in 2020/21 season for ND

CA Gurrey 246 (Average: 30.75, 50s: 1, 100s: 0)

Best bowling 2020/21

NH Patel 3-19 vs Auckland Eden Park Outer Oval, Auckland
LF Boucher 3-21 vs Wellington Basin Reserve, Wellington
EAJ Richardson 3-27 vs Central Districts Pukekura Park, New Plymouth

Most catches for ND 2020/21

KG Anderson 5
OR Lobb (wk) 1

FOR THE RECORD

ND WOMEN'S REPRESENTATIVES

ND WOMEN'S REPRESENTATIVES (LIST-A + T20 COMBINED)

MJ Adler	2002/03	2	GA Harris	2018/19 - 20/21	5	BM Perry	2016/17 - 18/19	19
KG Anderson	2014/15 - 20/21	111	L Heaps	2019/20 - 20/21	31	AM Peterson	2007/08 - 13/14	72
NM Anderson	2008/09 - 09/10	1	TL Hickson	2001/02 - 16/17	15	NA Pratt	1999/00 - 00/01	18
J Antounovich	2000/01	3	KS Hill	2000/01	3	PR Prestwell	2014/15	1
HH Arndt	2009/10 - 11/12	36	TF Hollis	2016/17 - 17/18	10	KL Pulford	2006/07 - 09/10	46
EL Bailey	2008/09 - 09/10	17	WL Horneman	2009/10	15	EAJ Richardson	2018/19 - 20/21	57
EL Baker	2018/19 - 20/21	8	HR Huddleston	2005/06 - 08/09	44	TG Robinson	2012/13	3
HJ Beatson	2009/10 - 10/11	24	SA Hutchens	2001/02 - 03/04	15	BL Roderick	2002/03	7
MC Beggs	2007/08	2	MN Hyde	2017/18 - 20/21	39	AJ Rout	2012/13 - 20/21	69
BM Bezuidenhout	2016/17 - 19/20	59	HNK Jensen	2015/16	5	SEA Ruck	2014/15	14
L Boucher	2019/20 - 20/21	25	KT Johnson	2011/12 - 13/14	16	CL Russell	2007/08	6
VJ Brown	2000/01 - 04/05	40	RJ Kember	2001/02	6	KL Samkin	2005/06 - 07/08	32
NJ Browne	1999/00 - 14/15	177	BN Kirkbride	2008/09 - 14/15	79	SA Sandilands	1999/00 - 00/01	18
SJ Carnachan	2013/14 - 15/16	28	KA Knight	2020/21	5	CM Sarsfield	2014/15 - 20/21	44
NH Carruthers	2002/03	5	MA Knight	2012/13 - 16/17	36	SMP Sim	2004/05	10
K Carswell	2016/17	12	MF Lay	2012/13	1	J Simpson	2002/03	4
JR Coleman	2011/12 - 12/13	9	AJ Lenssen	2000/01 - 04/05	19	A Soma	2001/02	7
SRH Barriball	2016/17 - 20/21	53	FC Leydon-Davis	2009/10 - 20/21	158	KB Spence	1999/00 - 01/02	25
NC Dodd	2007/08 - 17/18	155	RSM Lili'i	2017/18	18	JM Stafford	1999/00 - 02/03	25
CEC Dodunski	2010/11 - 11/12	13	OR Lobb	2013/14 - 20/21	10	NE Stalenburg	2012/13	15
EC Drumm	2005/06	12	N Matthews	2020/21	2	AP Stowers	2004/05	3
CM Edwards	2000/01 - 02/03	13	SA McElroy	1999/00	5	A Swart	2008/09	11
NP Edwards	2007/08 - 15/16	61	K McGill	2016/17	12	MA Taylor	2007/08	9
C Esterhuizen	2017/18 - 19/20	57	LE Milliken	1999/00 - 08/09	75	M Templeton	2019/20 - 20/21	16
A Ewart	2020/21	7	BL Mooney	2014/15	3	AM Te Wake	2005/06	1
HL Ferling	2014/15 - 15/16	3	KB Moore	1999/00 - 04/05	20	KM Thompson	2004/05	2
JM Fraser	1999/00 - 14/15	83	PK Moore	1999/00	1	KA Tomlinson	2005/06 - 16/17	93
AK Gardner	2015/16	2	DJ Mowlem	2003/04	2	H Topp	2019/20 - 20/21	2
CE Garrod	2002/03	3	LS Mulvai	2018/19 - 19/20	32	HS Trollip	2011/12	1
KJ Gibson	1999/00	7	MP Murphy	2003/04 - 06/07	38	DM Trow	1999/00	10
MC Godliman	2007/08	15	S Naidu	2019/20 - 20/21	11	JC Ulyett	2003/04 - 06/07	39
KM Goodson	2002/03 - 05/06	32	KA Neilson	2010/11	7	FL Vaelua Pula	2017/18	17
TM Gould	2004/05 - 07/08	44	MJG Nielsen	2007/08 - 13/14	78	EJ Villani	2014/15	3
CA Gurrey	2014/15 - 20/21	111	C O'Neill	2003/04	8	RF Vincent	2007/08 - 11/12	30
BM Halliday	2012/13 - 20/21	103	EJ Parker	2012/13 - 16/17	46	SF White	1999/00	6
NM Hancock	2015/16	8	HJ Partridge	1999/00 - 01/02	21	AJ Wilkins	1999/00 - 09/10	106
MJ Hannay	2000/01 - 06/07	56	NH Patel	2016/17 - 20/21	45	EM Wilson	2008/09 - 10/11	33
JA Hardcare	2010/11 - 11/12	5						

ND WOMEN'S PLAYERS TO REPRESENT NZ

Bastion, Helen Rachel	1996
Bezuidenhout, Bernadine Michelle	2018-2018/19
Browne, Nicola Jane	2003/04-2014/15
Curtis, Samantha Rae Haereakau	2016/17-2017/18
Dodd, Natalie Claire	2009/10-2017/18
Drumm, Emily Cecila	2005/06
Gurrey, Caitlin Ann	2018/19
Halliday, Brooke Maree	2021
Jensen, Hayley Nicole Kayla	2015/16
Leydon-Davis, Felicity Carol	2013/14-2015/16
Milliken, Louise Elizabeth	2003/04-2006/07
Nielsen, Morna Jessie Godwin	2011/12-2013/14
Peterson, Anna Michelle	2011/12-2013/14
Pulford, Kate Louise	1998/90 -2009/10
Ruck, Sian	2014
Trow, Donna Marie	1999

ND WOMEN'S CAPTAINS

1999/00-01/02	Anna Wilkins
2002/03	Janice Fraser
2003/04-06/07	Nicola Browne
2007/08-09/10	Anna Wilkins
2010/11	Nicola Browne
2011/12	Morna Nielson
2012/13	Nicola Browne
	Morna Nielson
2013/14	Natalie Dodd
	Morna Nielson
2014/15	Janice Fraser
2015/16	Brooke Halliday
2016/17	Natalie Dodd
	Brooke Halliday
2017/18	Natalie Dodd
2018/19	Samantha Curtis
2019/20	Felicity Leydon-Davis
2020/21	FC Leydon-Davis
	BM Halliday

FOR THE RECORD

WOMEN'S LIST-A

MATCHES

Played: 198	Lost: 138	No Result: 6
Won: 52	Tie: 1	Abandoned: 9

LIST-A RECORDS

Highest innings total:	vs Canterbury	2018/19	312 for 2
Most matches:	NJ Browne	1999/00-2014/15	133
Most runs:	NJ Browne	1999/00-2014/15	3893
Most centuries:	NC Dodd	2007/08-2017/18	7
Most wickets:	NJ Browne	1999/00-2014/15	144
Most wicketkeeping dismissals:	JC Ulyyet	2003/04-2006/07	28 (22ct, 6st)
Most runs in a season:	NC Dodd	2012/13	692
Most wickets in a season:	EAJ Richardson	2019/20	22
Most wicketkeeping dismissals in a season:	OR Lobb	2020/21	15 (12 ct, 3 st)
Most runs in an innings:	KG Anderson	v Canterbury 2018/19	160*
Best bowling figures in an innings:	BN Kirkbride	v Central Districts 2010/11	5-11
Most wicketkeeping dismissals in an innings:	BM Bezuidenhout	v Central Districts 2016/17	5 (5ct)

RECORD PARTNERSHIPS (FOR)

1st	164	KL Pulford (130)	NC Dodd (46)	Canterbury	at Whangārei	2009/10
2nd	154	NC Dodd (93)	EJ Parker (48)	Auckland	at Whangārei	2016/17
3rd	308*	FC Leydon-Davis (131*)	KG Anderson (160*)	Canterbury	at Hamilton	2018/19
4th	137	EC Drumm (76)	NJ Browne (84)	Canterbury	at Hamilton	2005/06
5th	101	NC Dodd (113)	FC Leydon-Davis (27*)	Canterbury	at Hamilton	2014/15
6th	138*	NJ Browne (94*)	LE Milliken (60*)	Auckland	at Auckland	2005/06
7th	122	RF Vincent (41)	MJG Nielsen (79*)	Otago	at Lincoln	2011/12
8th	81	LS Mulivai (63)	BM Perry (34)	Central Districts	at New Plymouth	2016/17
9th	69	NJ Browne (84*)	KA Tomlinson (16)	Wellington	at Wellington	2007/08
10th	52	HR Huddleston (26*)	MA Taylor (19*)	Otago	at Mt. Maunganui	2007/08

MOST RUNS

NJ Browne	3,893
NC Dodd	2,958
CA Gurrey	1,726
FC Leydon-Davis	1,645
AJ Wilkins	1,569

HIGHEST SCORE

KG Anderson	160*
FC Leydon-Davis	131*
KL Pulford	130
FC Leydon-Davis	124
CA Gurrey	123
CM Edwards	120
CM Edwards	119*
NC Dodd	118
EC Drumm	116
EC Drumm	115
NJ Browne	115

MOST MATCHES

NJ Browne	133
NC Dodd	93
AJ Wilkins	92
FC Leydon-Davis	86
JM Fraser	76

MOST CATCHES

NJ Browne	49
NC Dodd	28
FC Leydon-Davis	27
AJ Wilkins	26
JC Ulyyet	24
OR Lobb (wk)	22

MOST WICKETS

NJ Browne	144
FC Leydon-Davis	73
LE Milliken	71
KL Pulford	52
KG Anderson	50
EAJ Richardson	41
MJ Hannay	40
BN Kirkbride	35
MJG Nielsen	34
MP Murphy	30

BEST BOWLING

BN Kirkbride	5-11
FC Leydon-Davis	5-18
FC Leydon-Davis	5-22
AM Peterson	5-24
KG Anderson	5-30
NJ Browne	5-31
HJ Partridge	5-34
SA McElroy	4-12
EAJ Richardson	4-21

FOR THE RECORD

WOMEN'S TWENTY20

MATCHES

Played: 93	Tied : 1	No result: 4
Won: 25	Lost: 63	Abandoned: 7

TWENTY20 RECORDS

Highest innings total:	Vs Central Districts	2016/17	182 for 2
Most matches	FC Leydon-Davis	2009/10 - 2020/21	72
Most runs	CA Gurrey	2014/15 - 2020/21	1338
Most centuries	CA Gurrey	2014/15 - 2020/21	1
Most wickets	FC Leydon-Davis	2009/10 - 2020/21	32
Most wicket keeping dismissals	NC Dodd	2007/08 - 2017/18	22 (20 ct 2 st)
Most runs in a season	CA Gurrey	2019/20	416
Most wickets in a season	C Esterhuizen	2019/20	13
Most wicket keeping dismissals in a season	NC Dodd	2011/12	8 (8 ct)
Most runs in an inning	CA Gurrey	v Central Districts 15/12/2019	106*
Best bowling figures in an inning	NJ Browne	v Otago 29/12/2011	4-17
Most wicket keeping dismissals in an innings	NC Dodd	9/01/2012	4 (4 ct)

RECORD PARTNERSHIPS (FOR)

1st	173*	CA Gurrey (106*)	BM Bezuidenhout (59)	Central Districts	at Lincoln	2019/20
2nd	111	NC Dodd (70*)	BM Bezuidenhout (64)	Central Districts	at Napier	2016/17
3rd	70*	NC Dodd (63*)	BM Bezuidenhout (28*)	Canterbury	at Lincoln	27/12/16
4th	69	NJ Browne (58)	NC Dodd (25)	Canterbury	at Christchurch	03/01/12
	69	CA Gurrey (57)	FC Leydon-Davis (42)	Central Districts	at New Plymouth	2020/21
5th	70	NJ Browne (47*)	WL Horneman (22)	Canterbury	at Whangārei	29/12/09
6th	91	BM Halliday (43)	LF Boucher (41*)	Canterbury	at Christchurch	2019/20
7th	44	HH Arndt (31*)	FC Leydon-Davis (18*)	Auckland	at Hamilton	21/01/11
8th	26	NH Patel (17)	AM Ewart (8)	Auckland	at Auckland	2020/21
9th	26	EM Wilson (13)	FC Leydon-Davis (16*)	Canterbury	at Christchurch	09/01/11
10th	9*	BM Perry (6*)	OR Lobb (1*)	Wellington	at Hamilton	2018/19

MOST RUNS

CA Gurrey	1338
NJ Browne	1060
NC Dodd	1011
BM Bezuidenhout	885
FC Leydon-Davis	723
KG Anderson	517
BM Halliday	452
AM Peterson	395
KL Pulford	340
KA Tomlinson	325

HIGHEST SCORE

CA Gurrey	106*
CA Gurrey	90*
KL Pulford	83*
CA Gurrey	79
BM Bezuidenhout	77*

MOST MATCHES

FC Leydon-Davis	72
NC Dodd	62
KG Anderson	52
CA Gurrey	50
BM Halliday	46
NJ Browne	44
BN Kirkbride	36
MJG Nielson	34
BM Bezuidenhout	32
AM Peterson	32

BEST BOWLING

NJ Browne	4-17
NH Patel	4-19
C Esterhuizen	4-31
KA Tomlinson	3-11
NH Patel	3-13
AJ Rout	3-15
NC Dodd	3-16
BN Kirkbride	3-18
SEA Ruck	3-19
CR Sarsfield	3-19
NH Patel	3-19

MOST CATCHES

FC Leydon-Davis	25
NC Dodd (wk)	17
KG Anderson	16
NJ Browne	13
BM Halliday	11
BM Bezuidenhout (wk)	8
AK Wilkins	7
KA Tomlinson	7

MOST WICKETS

FC Leydon-Davis	32
NJ Browne	30
C Esterhuizen	29
MJG Nielson	20
KG Anderson	19
NH Patel	17
BN Kirkbride	16
EAJ Richardson	16
RF Vincent	15
BM Halliday	15

Kate Anderson. Dream 11
Super Smash, Northern
Spirit v Wellington
Blaze. Bay Oval, Mount
Maunganui, Friday 1
January 2021.

© Photo: Bruce Lim /
www.photosport.nz



Financial Statements

Northern Districts Cricket Association Incorporated
For the year ended 31 July 2021

Prepared by Maisey Harris & Co Limited

Contents

Northern Districts Cricket Association Incorporated For the year ended 31 July 2021

3	Entity Information
4	Approval of Financial Statements
5 - 6	Independent Auditor's Report
7	Statement of Comprehensive Revenue and Expenses
8	Statement of Financial Position
9	Statement of Changes in Net Assets/ Equity
10	Statement of Cash Flows
11 - 24	Notes to the Financial Statements

Entity Information

Northern Districts Cricket Association Incorporated For the year ended 31 July 2021

Legal Name of Entity

Northern Districts Cricket Association Incorporated

Entity Type and Legal Basis

Incorporated Society

Registration Number

213279

Entity's Purpose or Mission

Promotion and administration of cricket in the Northern Districts region

Board of Directors

Paul Heath (Chair - appointed on 17 June 2020)

Michelle Hollands (ceased as Chair 17 June 2020)

Brent Harvey

Richard Riley (ceased on 5 December 2020)

Renika Siciliano

Richard Clarke (ceased on 5 December 2020)

Kylie Hawker-Green

Hana-Rae Seifert (appointed on 5 December 2020)

Grant Lander (appointed on 5 December 2020)

Braedon Makgill (appointed on 5 December 2020)

President

Jeff Freeman

Physical Address

Seddon Park, 50 Seddon Park Road, Hamilton, 3240

Postal Address

PO Box 1347, Waikato Mail Centre, Hamilton, New Zealand, 3240

Auditors

Baker Tilly Staples Rodway Audit Limited

Approval of Financial Statements

Northern Districts Cricket Association Incorporated For the year ended 31 July 2021

The Directors are pleased to present the approved financial statements including the historical financial statements of Northern Districts Cricket Association for year ended 31 July 2021.


APPROVED



Paul Heath

Chair

Date 1.11.21



Jeff Freeman

President

Date 1.11.21

INDEPENDENT AUDITOR'S REPORT

To the Board of Northern Districts Cricket Association Incorporated

Report on the Audit of the Financial Statements

Opinion

We have audited the financial statements of Northern Districts Cricket Association Incorporated ('the Association') on pages 7 to 24, which comprise the statement of financial position as at 31 July 2021, and the statement of comprehensive revenue and expenses, statement of changes in net assets/equity and statement of cash flows for the year then ended, and notes to the financial statements, including significant accounting policies.

In our opinion, the accompanying financial statements present fairly, in all material respects, the financial position of the Association as at 31 July 2021, and its financial performance and its cash flows for the year then ended in accordance with Public Benefit Entity Standards Reduced Disclosure Regime ('PBE Standards RDR').

Our report is made solely to the Board of the Association. Our audit work has been undertaken so that we might state to the Board of the Association those matters we are required to state to them in an auditor's report and for no other purpose. To the fullest extent permitted by law, we do not accept or assume responsibility to anyone other than the Board of the Association as a body, for our audit work, for our report or for the opinions we have formed.

Basis for Opinion

We conducted our audit in accordance with International Standards on Auditing (New Zealand) ('ISAs (NZ)'). Our responsibilities under those standards are further described in the *Auditor's Responsibilities for the Audit of the Financial Statements* section of our report. We are independent of the Association in accordance with Professional and Ethical Standard 1 (Revised) *International Code of Ethics for Assurance Practitioners (including International Independence Standards) (New Zealand)* issued by the New Zealand Auditing and Assurance Standards Board and the International Ethics Standards Board for Accountants' *International Code of Ethics for Professional Accountants (including International Independence Standards)* ('IESBA Code'), and we have fulfilled our other ethical responsibilities in accordance with these requirements and the IESBA Code. We believe that the audit evidence we have obtained is sufficient and appropriate to provide a basis for our opinion.

Other than in our capacity as auditor we have no relationship with, or interests in, Northern Districts Cricket Association Incorporated.

Responsibilities of Those Charged with Governance for the Financial Statements

Those Charged with Governance are responsible on behalf of the Association for the preparation and fair presentation of the financial statements in accordance with PBE Standards RDR, and for such internal control as Those Charged with Governance determine is necessary to enable the preparation of the financial statements that are free from material misstatement, whether due to fraud or error.

In preparing the financial statements, Those Charged with Governance are responsible on behalf of the Association for assessing the Association's ability to continue as a going concern, disclosing, as applicable, matters related to going concern and using the going concern basis of accounting unless Those Charged with Governance either intend to liquidate the Association or to cease operations, or have no realistic alternative but to do so.

Auditor's Responsibilities for the Audit of the Financial Statements

Our objectives are to obtain reasonable assurance about whether the financial statements as a whole are free from material misstatement, whether due to fraud or error, and to issue an auditor's report that includes our opinion. Reasonable assurance is a high level of assurance, but is not a guarantee that an audit conducted in accordance with ISAs (NZ) will always detect a material misstatement when it exists. Misstatements can arise from fraud or error and are considered material if, individually or in the aggregate, they could reasonably be expected to influence the economic decisions of users taken on the basis of these financial statements.

A further description of the auditor's responsibilities for the audit of the financial statements is located at the External Reporting Board's website at:

<https://www.xrb.govt.nz/assurance-standards/auditors-responsibilities/audit-report-8/>

BAKER TILLY STAPLES RODWAY AUDIT LIMITED

Hamilton, New Zealand

1 November 2021

MAISEY HARRIS & CO

Statement of Comprehensive Revenue and Expenses

Northern Districts Cricket Association Incorporated For the year ended 31 July 2021

	NOTES	2021	2020
Revenue			
Revenue from non-exchange transactions	3	1,529,306	1,510,204
Revenue from exchange transactions	3	3,493,437	3,718,876
MSD COVID-19 Wage Subsidy		82,469	143,134
DA Shared Service Fee		89,856	52,144
Total Revenue		5,195,068	5,424,358
Expenses			
Administrative expenses	4	451,522	398,182
Commercial & Marketing		948,431	958,940
Match & Team Costs		467,383	594,563
Player Payments		1,053,629	1,040,376
Remuneration & related expenses		1,566,381	1,465,011
Grants - Community		405,000	519,013
Depreciation		31,347	44,141
Loss on disposal of property, plant and equipment		2,236	54,957
Total Expenses		4,925,929	5,075,183
Net Finance Income			
Finance Income		7,380	9,236
Dividend Income		4,450	5,924
Interest Income		7,008	6,722
Interest Expense		(81)	(158)
Total Net Finance Income		18,757	21,724
Surplus for the Year		287,896	370,899
Other comprehensive revenue and expenses			
Gain on revaluation of available for sale financial assets		85,281	26,395
Total comprehensive revenue and expenses for the year		373,177	397,294

These financial statements should be read in conjunction with the notes to the financial statements.

Statement of Financial Position

Northern Districts Cricket Association Incorporated

As at 31 July 2021

	NOTES	2021	2020
Assets			
Current Assets			
Cash & Cash Equivalents	5	1,518,383	830,551
Investments	7	730,109	501,600
Inventories	8	33,958	52,518
Prepaid Lease	13	-	30,700
Receivable - exchange transactions		35,639	96,565
Total Current Assets		2,318,089	1,511,934
Non-Current Assets			
Property, Plant and Equipment	9	94,858	72,673
Investments	7	41,063	206,630
Leasehold Improvements - WIP		81,406	-
Total Non-Current Assets		217,327	279,303
Total Assets		2,535,417	1,791,237
Liabilities			
Current Liabilities			
Credit Cards	5	6,188	3,273
Creditors and accrued expenses	10	188,989	129,570
Goods and services tax		20,338	25,177
Deferred Revenue	11	447,188	121,625
Employee Entitlements	12	37,810	49,865
Total Current Liabilities		700,513	329,510
Total Liabilities		700,513	329,510
Net Assets		1,834,904	1,461,727
Accumulated Funds			
Accumulated surpluses or (deficits)		1,611,983	1,324,087
Available for sale fair value reserve		222,921	137,640
Total Accumulated Funds		1,834,904	1,461,727

These financial statements should be read in conjunction with the notes to the financial statements.

Statement of Changes in Net Assets/Equity

Northern Districts Cricket Association Incorporated For the year ended 31 July 2021

	AFS FAIR VALUE RESERVE	ACCUMULATED SURPLUSES	TOTAL
Changes in Net Assets/Equity			
Balance as at 1 August 2019			
Opening Balance	111,245	953,188	1,064,433
Total Balance as at 1 August 2019	111,245	953,188	1,064,433
Comprehensive Revenue and Expenses for the year			
Surplus for the year	-	370,899	370,899
Other comprehensive revenue and expenses for the year	26,395	-	26,395
Total Comprehensive Revenue and Expenses for the year	26,395	370,899	397,294
Closing balance as at 31 July 2020	137,640	1,324,087	1,461,727
Opening balance as at 1 August 2020			
Opening Balance	137,640	1,324,087	1,461,727
Total Opening balance as at 1 August 2020	137,640	1,324,087	1,461,727
Comprehensive Revenue and Expenses for the year			
Surplus for the year	-	287,896	287,896
Other comprehensive revenue and expenses for the year	85,281	-	85,281
Total Comprehensive Revenue and Expenses for the year	85,281	287,896	373,177
Closing balance as at 31 July 2021	222,921	1,611,983	1,834,904

Statement of Cash Flows

Northern Districts Cricket Association Incorporated For the year ended 31 July 2021

	2021	2020
Statement of Cash Flows		
Cash Flows from Operating Activities		
Cash was provided from		
Receipts from sponsorship, grants and other activities	5,416,839	5,217,345
Net GST received	13,279	24,100
Interest Received, dividends and other investmetns	534	372
Total Cash was provided from	5,430,652	5,241,817
Cash was distributed to		
Payments to suppliers, Employees and Associations	(4,711,782)	(4,873,475)
Net GST paid	-	-
Interest Paid	(81)	(158)
Total Cash was distributed to	(4,711,863)	(4,873,633)
Total Cash Flows from Operating Activities	718,789	368,184
Cash Flows from Investing Activities		
Cash was provided from		
Disposal of Fixed Assets	-	-
Sale of Financial Assets	462,494	85,870
Total Cash was provided from	462,494	85,870
Cash was distributed to		
Fixed Asset Additions	(55,768)	(54,676)
Purchase of financial assets	(437,683)	(76,637)
Total Cash was distributed to	(493,451)	(131,313)
Total Cash Flows from Investing and Financing Activities	(30,957)	(45,443)
Cash Flows from Financing Activities		
Cash was distributed to		
Loan repayments	-	(32,000)
Total Cash was distributed to	-	(32,000)
Total Cash Flows from Financing Activities	-	(32,000)
Net Increase/(Decrease) in Cash	687,832	290,741
Bank Accounts and Cash		
Opening Cash Balance	830,551	539,810
Closing Cash Balance	1,518,383	830,551
Net change In cash for period	687,832	290,741

Notes to the Financial Statements

Northern Districts Cricket Association Incorporated For the year ended 31 July 2021

1. Statement of Accounting Policies

Reporting Entity

Northern Districts Cricket Association Incorporated ("Northern Districts Cricket") is incorporated under the Incorporated Societies Act 1908.

Northern Districts Cricket is a public entity for the purposes of financial reporting in accordance with the Financial Reporting Act 2013.

Statement of Compliance

The financial statements have been prepared in accordance with New Zealand Generally Accepted Accounting Practice ("NZ GAAP"). They comply with Public Benefit Entity Standards Reduced Disclosure Regime ("PBE Standards RDR") and Public Benefit Entity International Public Sector Accounting Standards ("PBE IPSAS") that have been authorised for use by the External Reporting Board for Not-for-Profit entities.

Northern Districts Cricket is a public benefit not for profit entity and is eligible to apply Tier 2 PBE standards on the basis that it does not have public accountability and is not defined as large.

Measurement Basis

Unless otherwise stated, the measurement base is that of historical cost. Reliance is placed on the fact that Northern Districts Cricket is a going concern.

Functional and presentation currency

The financial statements are presented in New Zealand dollars (\$) which is the entity's functional currency, rounded to the nearest dollar.

There has been no change in the functional currency.

Use of judgements and estimates

The preparation of the financial statements requires the Board and management to make judgements, estimates and assumptions that affect the application of accounting policies and the reported amounts of assets, liabilities, income and expenses. Actual results may differ from those estimates.

Estimates and underlying assumptions are reviewed on an ongoing basis. Revisions to accounting estimates are recognised in the period in which the estimates are revised and in any future periods affected.

(a) Judgements

Judgements made in applying accounting policies that have had the most significant effects on the amounts recognised in the financial statements is revenue recognition- non-exchange revenue (conditions vs. restrictions).

(b) Assumptions and estimation uncertainties

Assumptions and estimation uncertainties that have a significant risk of resulting in a material adjustment in the year ending 31 July 2021 is the useful life, recoverable amount and depreciation method and rate of property, plant and equipment.

(c) Assumptions on depreciation rate and useful life

Standard industry rates are used for deprecation rates and the useful life of property, plant and equipment which are reassessed annually for any impairment.

(d) Changes in accounting estimates

The accounting policies set out below have been applied consistently to all periods presented in these financial statements and have been applied consistently by Northern Districts Cricket.

2. Specific Accounting Policies

The following specific accounting policies have been used in preparing these financial statements.

Revenue

Revenue is recognised when the amount of revenue can be measured reliably and it is probable that economic benefits will flow to Northern Districts Cricket and is measured at the fair value of the consideration received or receivable.

The following specific recognition criteria in relation to Northern Districts Cricket's revenue streams must also be met before revenue is recognised.

Revenue from non-exchange transactions

Non-exchange transactions are those where Northern Districts Cricket receives an inflow of resources but provides no (or nominal) direct consideration in return. With the exception of services-in-kind, inflows of resources from non-exchange transactions are only recognised as assets where both:

- it is probable that the associated future economic benefit or service potential will flow to Northern Districts Cricket, and
- fair value is reliably measurable.

Inflow of resources from non-exchange transactions that are recognised as assets are recognised as non-exchange revenue, to the extent that a liability is not recognised in respect to the same inflow.

Liabilities are recognised in relation to inflows of resources from non-exchange transactions when there is a resulting present obligation as a result of the non-exchange transactions, where both:

- it is probable that an outflow of resources embodying future economic benefit or service potential will be required to settle the obligation, and
- the amount of the obligation can be reliably estimated.

The following specific recognition criteria in relation to Northern Districts Cricket's non-exchange transaction revenue streams must also be met before revenue is recognised.

Grants from New Zealand Cricket - General Funding and other non-exchange revenue

New Zealand Cricket (NZC) - General Funding and other non-exchange revenue is recognised when the conditions attached to the grant have been complied with. Where there are unfulfilled conditions attached to the grant, the amount relating to the unfulfilled condition is recognised as a liability and released to revenue as the conditions are fulfilled. Stipulations that are 'conditions' specifically require Northern Districts Cricket to return the inflow of resources received if they are not utilised in the way stipulated, resulting in the recognition of a non-exchange liability that is subsequently recognised as non-exchange revenue as and when the 'conditions' are satisfied.

Stipulations that are 'restrictions' that do not specifically require Northern Districts Cricket to return the inflow of resources received if they are not utilised in the way stipulated, do not result in the recognition of a non-exchange liability, resulting in the immediate recognition of non-exchange revenue.

Revenue from exchange transactions

Gate Receipts

Entrance fees for functions and events are recorded as revenue when the function or event takes place and are measured at the fair value of the consideration received or receivable.

Commercial Activities

Hosting and hospitality income is recorded as revenue when the function or event takes place and is measured at the fair value of the consideration received or receivable.

Coaching & facilities

Revenue is recognised immediately where members, groups or individuals purchase specific services relating to coaching and development courses. At year end any revenues for which the conditions of receipt have not been met are then transferred to deferred revenue. Once the conditions have been met, the revenue is recognised in that financial year.

Sponsorship Revenue

Northern Districts Cricket receives cash and non-cash sponsorship in the form of goods and services. The fair value of the cash, goods and services received is recognised as Sponsorship revenue when it is probable that the associated future economic benefit or service potential will flow to the entity, and the fair value is reliably measurable.

Grant Revenue from NZ Cricket, Funding Organisations and Other Grants

Grant revenue, with the exception of NZC General Funding as discussed above, is recognised when the conditions attached to the grant have been complied with. Where there are unfulfilled conditions attaching to the grant, the amount relating to the unfulfilled condition is recognised as a liability and released to revenue as the conditions are fulfilled.

Employee Benefits

Liabilities for wages and salaries, annual leave and accumulating sick leave are recognised in surplus or deficit during the period in which the employee provided the related services. Liabilities for the associated benefits are measured at the amounts expected to be paid when the liabilities are settled.

Financial instruments

Northern Districts Cricket initially recognises financial instruments when Northern Districts Cricket becomes a party to the contractual provisions of the instrument.

Derecognition

Northern Districts Cricket derecognises a financial asset when the contractual rights to the cash flows from the asset expire, or it transfers the rights to receive the contractual cash flows in a transaction in which substantially all the risks and rewards of

ownership of the financial asset are transferred. Any interest in transferred financial assets that is created or retained by Northern Districts Cricket is recognised as a separate asset or liability.

Financial assets and liabilities are offset and the net amount presented in the statement of financial position when, and only when, Northern Districts Cricket has a legal right to offset the amounts and intends either to settle on a net basis or to realise the asset and settle the liability simultaneously.

Initial Recognition and Measurement

Northern Districts Cricket classifies financial assets into the following categories: fair value through surplus or deficit, held-to-maturity, loans and receivables, and available-for-sale.

Northern Districts Cricket's financial assets include: cash and cash equivalents, receivable from exchange transactions, quoted and unquoted investments. Subsequent measurement is dependent on the classification of the financial instrument, and is specifically detailed in the accounting policies below.

The fair value of financial instruments that are traded in active markets at each reporting date is determined by reference to quoted market prices, without any deduction for transaction costs.

Financial assets at fair value through surplus or deficit

Financial assets at fair value through surplus or deficit include financial assets held for trading and financial assets designated upon initial recognition at fair value through surplus or deficit. Financial assets are classified as held for trading if they are acquired for the purpose of selling or repurchasing in the near term.

Northern District Cricket has not designated any financial assets at fair value through surplus or deficit.

Held-to-maturity

Non-derivative financial assets with fixed or determinable payments and fixed maturities are classified as held-to-maturity when Northern Districts Cricket has the positive intention and ability to hold them to maturity.

Held-to-maturity financial assets are subsequently measured at amortised cost using the effective interest method, less any impairment losses. Northern Districts Cricket did not have any held-to-maturity investments during the years ended 2021 and 2020.

Loans and receivables

Loans and receivables are financial assets with fixed or determinable payments that are not quoted in an active market. Loans and receivables are subsequently measured at amortised cost using the effective interest method, less any impairment losses.

Loans and receivables comprise cash and cash equivalents and receivables from exchange transactions. Cash and cash equivalents represent highly liquid investments that are readily convertible into a known amount of cash with an insignificant risk of changes in value, with maturities of 3 months or less.

Available-for-sale financial assets

Available-for-sale financial assets are non-derivative financial assets that are designated as available-for-sale or are not classified in any of the above categories of financial assets. Available-for-sale financial assets are subsequently measured at fair value with unrealised gains or losses recognised in other comprehensive revenue and expense and presented in the Available-for-sale fair value reserve within net assets/equity, less impairment. Upon derecognition, the accumulated gain or loss within net assets/equity is recognised in surplus or deficit. When investment is determined to be impaired, the cumulative loss is reclassified from the reserve to the statement of financial performance. Available-for-sale financial assets comprise equity investments and debt security.

Amortised cost financial liabilities

Financial liabilities classified as amortised cost are non-derivative financial liabilities that are not classified as fair value through surplus or deficit financial liabilities. Financial liabilities classified as amortised cost are subsequently measured at amortised cost using the effective interest method. Financial liabilities classified as amortised cost comprise trade and other payables.

Derecognition

A financial liability is derecognised when the obligation under the liability is discharged or cancelled, or expires. When an existing financial liability is replaced by another from the same lender on substantially different terms, or the terms of an existing liability are substantially modified, such an exchange or modification is treated as the derecognition of the original liability and the recognition of a new liability. The difference in the respective carrying amounts is recognised in surplus or deficit.

Impairment of financial assets

A financial asset is assessed at each reporting date to determine whether there is objective evidence that it is impaired. A financial asset is impaired if there is objective evidence of impairment as a result of one or more events that occurred after the initial recognition of the asset, and that the loss event had an impact on the estimated future cash flows of that asset that can be estimated reliably.

Objective evidence that financial assets are impaired includes default or delinquency by a counterparty, indications that a counterparty or issuer will enter bankruptcy, economic conditions that correlate with defaults or the disappearance of an active market for a security. In addition, for an equity security classified as an available-for-sale financial asset, a significant or prolonged decline in its fair value below its cost is objective evidence of impairment.

Financial assets carried at amortised cost (loans and receivables)

Northern Districts Cricket considers evidence of impairment for financial assets measured at amortised cost (loans and receivables and held-to-maturity) at both a specific asset and collective level. All individually significant assets are assessed for specific impairment. Those found not to be specifically impaired are then collectively assessed for any impairment that has been incurred but not yet identified. Assets that are not individually significant are collectively assessed for impairment by Northern Districts Cricket together with assets with similar risk characteristics. In assessing collective impairment Northern Districts Cricket uses historical trends of the probability of default adjusted for management's judgement as to whether current economic and credit conditions are such that the actual losses are likely to be greater or less than suggested by historical trends. An impairment loss in respect of a financial asset measured at amortised cost is calculated as the difference between its carrying amount and the present value of the estimated future cash flows discounted at the asset's original effective interest rate.

Losses are recognised in surplus or deficit and reflected in an allowance account against loans and receivables or held-to-maturity financial assets. Interest on the impaired asset continues to be recognised. When an event occurring after the impairment was recognised causes the amount of impairment loss to decrease, the decrease in impairment loss is reversed through surplus or deficit. Individual trade receivables that are known to be uncollectible are written off when identified, along with associated allowances.

Financial assets classified as available for sale

For Available-for-sale ("AFS") financial assets, Northern District Cricket assesses at each reporting date whether there is objective evidence that an investment or a group of investments is impaired.

In the case of equity investments classified as AFS, objective evidence would include a significant or prolonged decline in the fair value of the investment below its cost. 'Significant' evaluated against the original cost of the investment and 'prolonged' against the period in which the fair value has been below its original cost.

When there is evidence of impairment, the cumulative loss – measured as the difference between the acquisition cost and the current fair value, less any impairment loss on that investment previously recognised in surplus or deficit – is removed from net assets/equity and recognised in surplus or deficit.

Impairment losses on equity investments are not reversed through surplus or deficit; increases in their fair value after impairment are recognised in other comprehensive revenue and expense.

In the case of debt instruments classified as AFS, the impairment is assessed based on the same criteria as financial assets carried at amortised cost. However, the amount recorded for impairment is the cumulative loss measured as the difference between the amortised cost and the current fair value, less any impairment loss on that investment previously recognised in surplus or deficit.

Impairment losses on available-for-sale financial assets are recognised by reclassifying the losses accumulated in the fair value reserve in net assets/equity to surplus or deficit. In the case of equity investments classified as available-for-sale, objective evidence would include a significant or prolonged decline in the fair value of the investment below its cost. 'Significant' is evaluated against the original cost of the investment and 'prolonged' against the period in which the fair value has been below its original cost.

The cumulative loss that is reclassified from the fair value reserve in net assets/equity to surplus or deficit is the difference between the acquisition cost, net of any principal repayment and amortisation, and the current fair value, less any impairment loss recognised previously in surplus or deficit.

Property, plant and equipment

Items of property plant and equipment are initially measured at cost, except those acquired through non-exchange transactions which are instead measured at fair value as their deemed cost at initial recognition.

Items of property, plant and equipment are measured under the Cost Model which shows initial cost including any expenditure directly attributable to the acquisition, delivery or installation (or fair value for items acquired through non-exchange transactions) less accumulated depreciation and impairment. Northern Districts Cricket's items are subsequently measured in accordance with the Cost Model.

Any gain or loss on disposal of an item of property, plant and equipment (calculated as the difference between the net proceeds from disposal and the carrying amount of the item) is recognised in surplus or deficit.

Depreciation is recognised in surplus or deficit on a straight-line or diminishing value basis over the estimated useful lives of each component of an item of property, plant and equipment. Assets under construction are not subject to depreciation.

Depreciation methods, useful lives, and residual values are reviewed at each reporting date and adjusted if appropriate.

The straight line and diminishing value depreciation rates for 2021 are:

Asset Category	2021 Depreciation Rates	2020 Depreciation Rates
Buildings	7.2% - 25% SL ; 20% DV	7.2% - 25% SL ; 20% DV
Grounds Plant and Equipment	3% - 36% SL	3% - 36% SL ; 20% DV
Cricket Equipment	14.3% - 36% SL ; 20% DV	14.3% - 36% SL ; 20% - 67% DV
Computer Equipment	36% - 67% SL ; 50% DV	36% - 67% SL ; 50% DV
Office Equipment	9.6% - 80.4% SL ; 25% DV	8.4% - 80.4% SL ; 13% DV

Impairment of non-financial assets

The carrying amounts of Northern Districts Cricket's non-financial assets, other than inventories, are reviewed at each reporting date to determine whether there is any indication of impairment. If any such indication exists, then the asset's recoverable amount is estimated.

Leases

Leases in terms of which Northern Districts Cricket assumes substantially all the risks and rewards of ownership are classified as finance leases.

Operating leases

Leases that are not finance leases are classified as operating leases. Operating leases are not recognised in Northern Districts Cricket's statement of financial position. Payments made under operating leases are recognised in surplus or deficit on a straight-line basis over the term of the lease. Lease incentives received are recognised as an integral part of the total lease expense, over the term of the lease.

Income Tax

Northern Districts Cricket is exempt from Income Tax under section CW46 of the Income Tax Act 2007.

Goods and services tax (GST)

The net amount of GST recoverable from, or payable to, the Inland Revenue Department is included as part of receivables or payables in the statement of financial position.

Cash flows are included in the statement of cash flows on a gross basis and the GST component of cash flows arising from investing and financing activities, which is recoverable from, or payable to, the Inland Revenue Department is classified as part of operating cash flows.

Equity

Equity is measured as the difference between total assets and total liabilities and is made up of the following components:

Accumulated comprehensive revenue and expense

Accumulated comprehensive revenue and expense is Northern Districts Cricket's accumulated surplus or deficit since its formation, adjusted for transfers to/from specific reserves.

Available-for-Sale Fair Value Reserve

As the available-for-sale investments is accounted for at fair value, the difference between the fair value in prior year and current year are recognised in the available-for-sale reserve.

Cash and cash equivalents

Cash and cash equivalents are short term, highly liquid investments that are readily convertible to known amounts of cash and which are subject to an insignificant risk of changes in value.

Inventories

Inventories held for consumption in the provision of services that are not sold on a commercial basis are measured at the lower of cost and net realisable value. For inventory that was acquired through non-exchange transactions, the cost of the inventory is its fair value at the date of acquisition. For inventory held for the distribution or consumption in providing goods and services to be distributed at no charge or for nominal charge, these are measured at cost adjusted for any loss of service potential.

Prepaid Lease Assets

Prepaid Lease Assets are recognised in the Statement of Financial Position and are amortised over the life of the remaining lease.

MAISEY HARRIS & CO

	2021	2020
3. Revenue		
Revenue from non-exchange transactions		
NZ Cricket Funding	1,431,604	1,432,002
Fundraising	84,811	78,202
Other operating revenue	12,891	-
Total Revenue from non-exchange transactions	1,529,306	1,510,204
Revenue from exchange transactions		
Coaching & Facilities	100,671	77,116
Commercial Activities	80,239	171,633
Funding Organisations	766,312	788,061
Gate Receipts	17,890	13,719
Grants from NZ Cricket	1,991,396	2,111,537
Levies	18,566	34,956
Other Grants	25,000	68,500
Other Income	13,640	1,262
Realised Gains on Available-for-Sale Financial Assets	2,473	11,159
Sponsorship	477,250	440,933
Total Revenue from exchange transactions	3,493,437	3,718,876
Total Revenue from Exchange & Non-Exchange Transactions	5,022,743	5,229,080
	2021	2020

4. Expenses

The following amounts are included in expenses for the year

Audit fees	10,650	10,480
Operating lease rentals	90,403	60,403

There were no non-audit services provided by the auditors of the financial statements, Baker Tilly Staples Rodway Audit Limited (2020: NIL).

	2021	2020
5. Cash & Cash Equivalents		
Current Assets		
Cash on hand	18	18
Bank - operating	1,465,783	815,668
Bank - deposits	977	977
Cash investments in Craigs Investment Partners	51,605	13,889
Total Current Assets	1,518,383	830,551
Current Liabilities		
Credit cards	(6,188)	(3,273)
Total Current Liabilities	(6,188)	(3,273)
Total Cash & Cash Equivalents	1,512,196	827,278

MAISEY HARRIS & CO

2021 2020

Per annum annual interest rate ranges applicable to components of cash and cash equivalent (%):

Credit Cards: 18.95% (2020, 18.95%)

Bank Deposits: 0.05% (2020, 0.5%)

There are no restrictions over any of the cash and cash equivalents held by Northern Districts Cricket Association.

Northern Districts Cricket has a \$40,000 unsecured overdraft facility at 9.45% rate, which was undrawn as at balance date (2020: \$40,000 undrawn).

2021 2020

6. Accounts Receivables - Exchange Transactions

Receivables from Exchange Transactions	33,620	69,126
Sundry Receivables	2,019	27,439
Total Accounts Receivables - Exchange Transactions	35,639	96,565

2021 2020

7. Investments

Current

Craigs Investment Partners - held to maturity	-	-
Craigs Investment Partners - available for sale	730,109	501,600
Total Current	730,109	501,600

Non-current

Craigs Investment Partners - available-for-sale	41,063	206,630
Total Non-current	41,063	206,630

Total Investments	771,172	708,230
-------------------	---------	---------

2021 2020

8. Inventories

Cricket balls & merchandise	33,958	52,518
Total Inventories	33,958	52,518

There were no reversals of previously written down inventory items (2020: nil).

There are no items of inventory pledged as security against Northern District Cricket's liabilities (2020: nil).

9. Property, Plant & Equipment

Refer to asset schedule on page 24.

(i) Impairment and impairment reversals (cash generating assets)

There has been no impairment or impairment reversal of property, plant and equipment during the year (2020: nil)

(ii) Security held over items of property, plant and equipment

There are no items of property, plant and equipment that are pledged as security (2020: nil)

	2021	2020
10. Creditors and accrued expenses		
Trade payables from exchange transactions	(171,360)	(119,570)
Sundry accruals	(17,629)	(10,000)
Total Creditors and accrued expenses	(188,989)	(129,570)
	2021	2020

11. Deferred Revenue

Lease revenue received in advance	-	-
Grant revenue received in advance	447,188	121,000
Other revenue received in advance	-	625
Total Deferred Revenue	447,188	121,625

Deferred revenue represents income which relates to expenditure that will be incurred in the following financial year and primarily relates to grants from funding organisations. All deferred revenue is from exchange transactions.

	2021	2020
12. Employee Entitlements		
Current		
Short-term employee entitlements	37,810	49,865
Total Current	37,810	49,865
Total Employee Entitlements	37,810	49,865

13. Prepaid Leases

Television Broadcasting Tower & Broadcasting Boxes

During the 2014/15 financial year, Foster Construction Limited constructed and met the costs of the new Television Broadcasting Tower and Broadcasting Boxes at Seddon Park, Hamilton. These payments have been capitalised as Prepaid Lease Assets.

Under the terms of funding, Construction and Priority Use between Hamilton City Council, Sky Television Network, Northern Districts Cricket and Foster Construction Limited, Northern Districts Cricket did not contribute to the up front cost of construction, but on completion of the Towers, paid an initial \$32,000 (plus GST). Northern Districts Cricket has a commitment under the agreement to make an additional five payments of \$32,000 (plus GST) which are due on the annual anniversary to Foster Construction Limited.

MAISEY HARRIS & CO

The sum of the remaining instalments is \$NIL (2020: \$NIL) as shown on the Statement of Financial Position.

Player Changing & Viewing Facilities

During 2014 the Hamilton City Council undertook an upgrade of the player changing and viewing facilities at Seddon Park. Northern Districts Cricket contributed to the project by way of a \$140,000 contribution through obtaining grants totalling \$167,000 from external sources. These payments have also been capitalised as Prepaid Lease Assets.

	2021	2020
Player Changing & Viewing Facilities		
Current Portion	-	30,700
Total	-	30,700

	2021	2020
Prepaid Lease Asset		
Opening Balance	30,700	108,750
Amortisation	(30,700)	(78,050)
Closing Balance	-	30,700

	2021	2020
--	------	------

14. Financial Instruments

Financial Assets

Cash and Cash Equivalents	1,518,383	830,551
Receivables	35,639	96,565
Investments	771,172	708,230
Total Financial Assets	2,325,194	1,635,346

Financial Liabilities at Amortised Cost

Payables - exchange transactions	(188,989)	(129,570)
Credit Cards	(6,188)	(3,273)
Total Financial Liabilities at Amortised Cost	(195,177)	(132,843)

15. Operating Leases

The future non-cancellable minimum lease payments of operating leases as lessee at reporting date are detailed in the table below:

	2021	2020
Non-cancellable operating lease payments		
Not later than 1 year	90,403	60,403
1 - 5 years	360,021	403
5+ years	508,033	-
Total Non-cancellable operating lease payments	958,457	60,806

The Deed of Lease dated 15 December 1976 as varied by the Deed of Variation of Lease dated 22 November 1991 in respect of land on which are constructed the grandstand and pavilion complex at Seddon Park in Seddon Road, Hamilton was further

MAISEY HARRIS & CO

varied by a Heads of Agreement signed in March 2001. This allowed for two rights to renew for 10 years each on the same terms and conditions as set out in the agreement subject to any changes agreed on between the two parties.

In September 2021, Hamilton City Council and Northern Districts Cricket agreed to a renewal of the lease for a further 10 years to 2032 based on the same terms and conditions as set out in the original agreement.

16. Related Parties

Kylie Hawker-Green is a Board Member of Northern Districts Cricket and also Bay Venues Limited. Northern Districts Cricket uses the University of Waikato Adams Centre as a High Performance facility which is operated by Bay Venues Limited. Total payments were \$17,802 (2020: \$10,992). At year end, there was an outstanding amount payable of \$nil to Bay Venues Limited (2020: \$1,104).

Renika Sicilliano is a Board Member of Northern Districts Cricket and a Director of McCaw Lewis Limited. Total payments for legal fees were \$nil (2020: \$1,610). Total sponsorship for the year was \$13,240 (2020: 13,225).

Richard Clarke is a Board Member of Northern Districts Cricket (until 5 December 2020) and a Director and Shareholder of Power Farming Morrinsville. Northern Districts Cricket received sponsorship from Power Farming in 2021 and 2020.

All transactions have been completed at arms length.

Key Management Personnel

The key management personnel, as defined by PBE IPSAS 20 Related Party Disclosures, are the members of the governing body which is comprised of the Board of Directors and Senior Management which includes the: Chief Executive Officer, General Manager of Performance & Talent, General Manager of Community, Finance Manager, Commercial & Experience Manager, Head Coach – Men's Programme, Logistics Manager – Performance & Organisation. No remuneration is paid to members of the Board of Directors. Remuneration and full time equivalent information is as follows:

	2021	2020
Key Management Personnel		
Key management personnel		
Total remuneration (\$)	706,105	740,072
Number of People (full time equivalents)	7	7
Board of Trustees		
Total Remuneration	-	-
Number of People	7	7

17. Capital Commitments, Contingent Liabilities and Guarantees

There are no contingent liabilities or guarantees as at 31 July 2021 (2020: Nil).

There were no capital commitments at the reporting date (2020: Nil).

18. Ability to Continue Operating

The entity will continue to operate for the foreseeable future.

19. Events After the Balance Date

The lockdown in August 2021 in Auckland and from October 2021 in Waikato, a result of COVID-19, has had a minimal effect on the association with the cricket season not yet underway at that time.

There were no other events that have occurred after the balance date that would have a material impact on the Financial Statements (2020: NIL).

Notes to the Financial Statements

Northern Districts Cricket Association Incorporated For the year ended 31 July 2021


ASSET TYPE	COST	OPENING ACCUM DEP	OPENING VALUE	PURCHASES	DISPOSALS	DEP RECOVERED	DEPRECIATION	CLOSING ACCUM DEP	CLOSING VALUE
Computer Equipment	100,133	48,229	28,013	23,891	-	-	18,146	66,374	33,758
Cricket Equipment	349,539	347,512	2,027	-	-	-	405	347,918	1,622
Grounds Equipment	146,711	102,171	13,575	30,965	742	-	6,232	107,711	37,566
Land and Buildings	64,804	38,111	26,693	-	-	-	6,352	44,463	20,341
Office Furniture	38,380	35,102	2,366	912	1,494	-	212	33,604	1,571
Total	699,567	571,125	72,673	55,768	2,236	-	31,347	600,071	94,858

WEBSITE ANGELS

DIGITAL . DATA . DESIGN .

YOUR 12TH MAN

websiteangels.co.nz





**NORTHERN
DISTRICTS
CRICKET**